



# Child Care in Garfield County



August 2015

## Child Care Aware of Washington

Our mission is to **support families and caregivers, shape policy, and build communities** that promote the **learning and development of children and youth** throughout Washington State through a strong statewide network of local child care resource and referral programs.

Since 1989, our regional member programs and statewide Family Center have enhanced the quality of child care and helped families by:

- Delivering training, technical assistance, & consultation to child care providers
- Supplying families with consumer education & referrals for child care

(formerly the Washington State Child Care Resource & Referral Network)

### Garfield County

is served locally by

### Child Care Aware of Eastern Washington

a program of

Community-Minded Enterprises

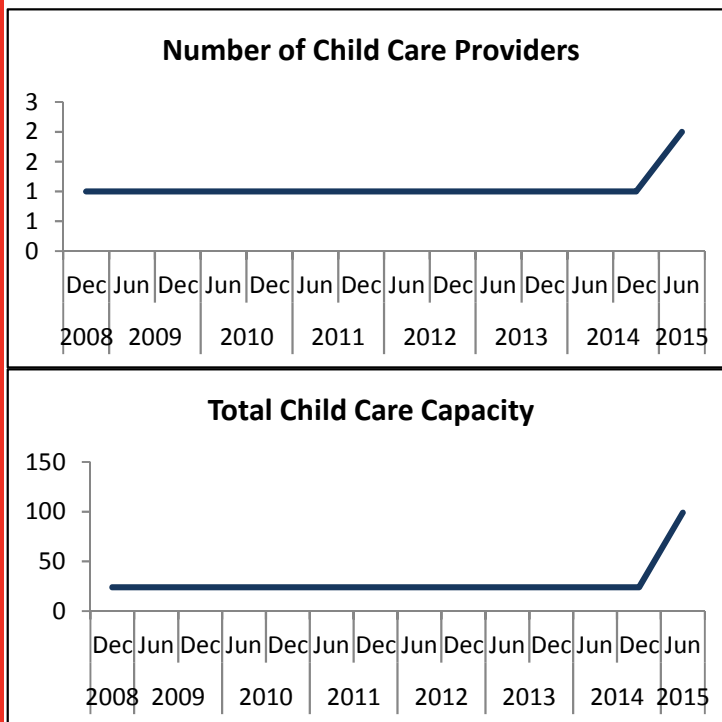
25 W Main Ste 310  
Spokane, WA 99201

<http://community-minded.org/child-care>  
800.446.2229

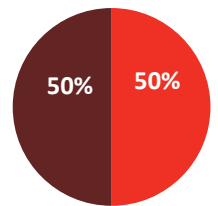
## Trends in Child Care

In most parts of Washington, the number of child care providers has dropped over the past few years while the total capacity for children has been relatively stable since June 2014.

In Garfield County, the number of child care providers has increased from 1 with capacity for 24 children in 2008, to 2 providers with capacity for 99 children in June of 2015.\*

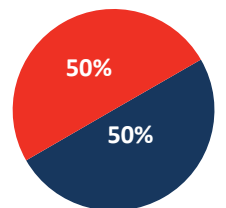


### Child Care Provider Type



- Centers
- Family Child Care
- School Age Only

### Acceptance of State Subsidy



- Accept
- Do not accept

## Early Achievers

Early Achievers is Washington's **Quality Rating and Improvement System (QRIS)**, which gives training, technical assistance, coaching, awards, scholarships, and other benefits to child care providers **to improve the quality of their care.**

**Statewide, 2,758 child care providers have joined since July 2012.**

Approximately 100% of licensed child care providers in Garfield County are enrolled in Early Achievers. Early Achievers will provide families with valuable child care program quality information so they can make informed child care choices.

### Early Achievers (QRIS) Participation

Total	1
Child Care Centers	1
Family Child Care	0
Head Start & State Preschool Sites	0
Start Date	7/1/12
Enrollment as of	8/26/15

**Demographics**

**Population<sup>1</sup>**

Total Population in 2014	2,240
Change since 2010	(26)
Children under 5 yrs	97
Children under 15 yrs	345
K-12 Enrollment <sup>2</sup>	314

**Economics**

% of children under 18 living in poverty <sup>3</sup>	25.3%
% of children under 6 w/ all parents working <sup>4</sup>	70.7 to 98.1%
Median Household Income <sup>1</sup>	\$40,202
Unemployment Rate <sup>5</sup>	5.7%

**Helping Families Find Child Care in 2015**

In FY2015, Child Care Aware of Washington programs helped 16,027 families find child care providers matching their unique needs.

In Garfield County we helped 0 families with 0 children in need of child care to search for matching providers 0 times.

**Compensation in 2012**

Comparison of Average Annual Salary/Income <sup>6</sup>	
Child Care Center Teacher	\$23,280
Child Care Center Director	\$29,988
Family Child Care Provider (Gross Earnings)	\$26,732
K-12 Teacher <sup>7</sup>	\$57,919

**Contact Child Care Aware of Washington**

1551 Broadway, Ste 300  
Tacoma, WA 98402  
866.416.4321

**Monthly Cost of Child Care in 2015**

Centers	Median Cost	75th Percentile Cost	State Subsidy Rate	Median Cost as a % of Median Income
Infant	N/A	N/A	\$682	N/A
Toddler	\$477	\$477	\$574	14%
Preschool	\$477	\$477	\$542	14%
School Age	\$477	\$477	\$510	14%

Family Child Care	Median Cost	75th Percentile Cost	State Subsidy Rate	Median Cost as a % of Median Income
Infant	N/A	N/A	\$581	N/A
Toddler	N/A	N/A	\$505	N/A
Preschool	N/A	N/A	\$505	N/A
School Age	N/A	N/A	\$449	N/A

Data Sources:

Most data is from Child Care Aware of Washington. More data and full citations are available at <http://wa.childcareaware.org>.

\*Includes licensed child care (centers and family child care) and exempt school-age programs only

<sup>1</sup> Washington State Office of Financial Management, 2014

<sup>2</sup> Office of the Superintendent Public Instruction, October Enrollment Report, 2014-2015

<sup>3</sup> U.S. Census Bureau Small Area Income and Poverty Estimates, 2013

<sup>4</sup> U.S. Census Bureau American Community Survey, 2013

<sup>5</sup> Washington State Employment Security Department; U.S. BLS, Local Area Unemployment Statistics, 2015 (not seasonally-adjusted)

<sup>6</sup> Department of Early Learning & Washington State University, Washington State 2012 Child Care Survey

Note: Child care provider income is regional data, not county-specific. Garfield County is in DEL Region 1 which includes: Adams, Asotin, Chelan, Douglas, Ferry, Garfield, Grant, Lincoln, Okanogan, Pend Or., Spokane, Stevens, Whitman.

<sup>7</sup> Office of the Superintendent Public Instruction, K-12 Data and Reports Builder, 2012-2013

For more information, go to <http://wa.childcareaware.org>