

# Child Care in Grant County



August 2015

## Child Care Aware of Washington

Our mission is to **support families and caregivers, shape policy, and build communities** that promote the **learning and development of children and youth** throughout Washington State through a strong statewide network of local child care resource and referral programs.

Since 1989, our regional member programs and statewide Family Center have enhanced the quality of child care and helped families by:

- Delivering training, technical assistance, & consultation to child care providers
- Supplying families with consumer education & referrals for child care

(formerly the Washington State Child Care Resource & Referral Network)

## Grant County

is served locally by

### Child Care Aware of Central Washington

a program of

Catholic Family & Child Service

5301 Tieton Dr. Suite C  
Yakima, WA 98908-3478

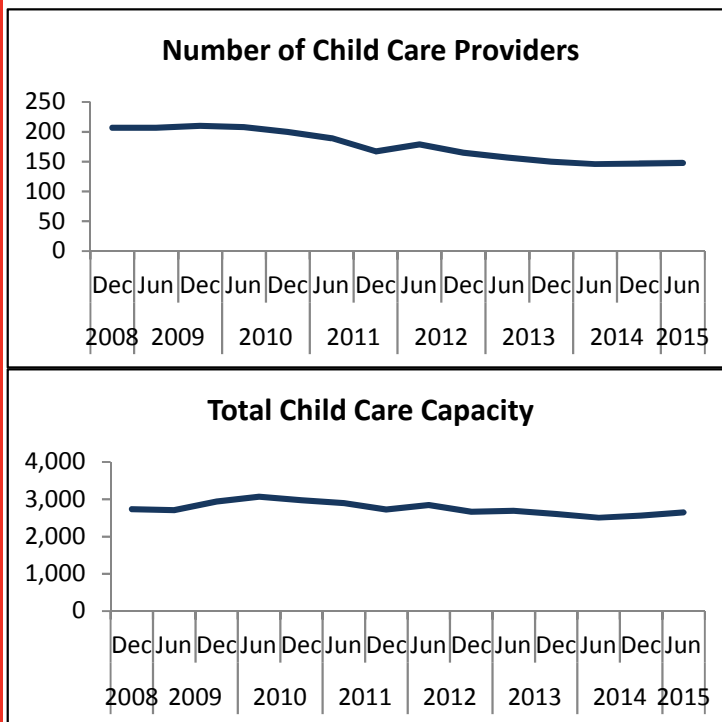
<http://ccrrcentralwa.org/>

877.965.7109

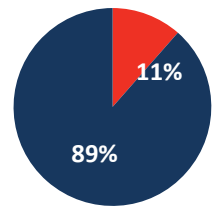
## Trends in Child Care

In most parts of Washington, the number of child care providers has dropped over the past few years while the total capacity for children has been relatively stable since June 2014.

In Grant County, the number of child care providers has dropped from 207 with capacity for 2733 children in 2008, to 148 providers with capacity for 2651 children in June of 2015.\*

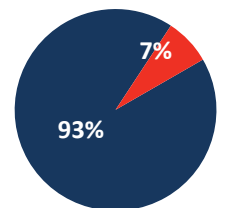


## Child Care Provider Type



- Centers
- Family Child Care
- School Age Only

## Acceptance of State Subsidy



- Accept
- Do not accept

## Early Achievers

Early Achievers is Washington's **Quality Rating and Improvement System (QRIS)**, which gives training, technical assistance, coaching, awards, scholarships, and other benefits to child care providers **to improve the quality of their care.**

**Statewide, 2,758 child care providers have joined since July 2012.**

Approximately 58% of licensed child care providers in Grant County are enrolled in Early Achievers. Early Achievers will provide families with valuable child care program quality information so they can make informed child care choices.

## Early Achievers (QRIS) Participation

Total	96
Child Care Centers	7
Family Child Care	79
Head Start & State Preschool Sites	10
Start Date	7/1/12
Enrollment as of	8/26/15

**Demographics**

**Population<sup>1</sup>**

Total Population in 2014	92,900
Change since 2010	3,780
Children under 5 yrs	7,832
Children under 15 yrs	23,367
K-12 Enrollment <sup>2</sup>	19,926

**Economics**

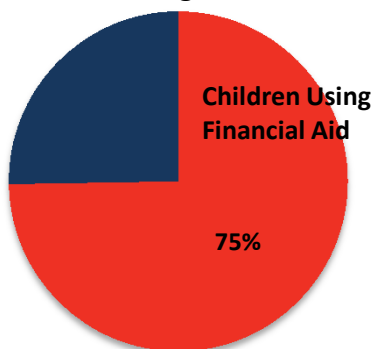
% of children under 18 living in poverty <sup>3</sup>	24.5%
% of children under 6 w/ all parents working <sup>4</sup>	55.7 to 66.5%
Median Household Income <sup>1</sup>	\$48,149
Unemployment Rate <sup>5</sup>	5.5%

**Helping Families Find Child Care in 2015**

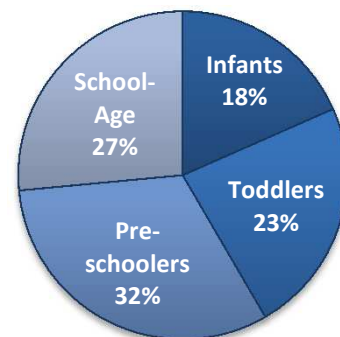
In FY2015, Child Care Aware of Washington programs helped 16,027 families find child care providers matching their unique needs.

In Grant County alone, we helped 107 families with 186 children in need of child care to search for matching providers 124 times.

**Children Using Subsidies**



**Referral Demand by Child Age**



**Compensation in 2012**

Comparison of Average Annual Salary/Income <sup>6</sup>	
Child Care Center Teacher	\$23,280
Child Care Center Director	\$29,988
Family Child Care Provider (Gross Earnings)	\$26,732
K-12 Teacher <sup>7</sup>	\$50,775

**Monthly Cost of Child Care in 2015**

Centers	Median Cost	75th Percentile Cost	State Subsidy Rate	Median Cost as a % of Median Income
Infant	\$663	\$704	\$682	17%
Toddler	\$585	\$650	\$574	15%
Preschool	\$563	\$607	\$542	14%
School Age	\$303	\$314	\$510	8%

Family Child Care	Median Cost	75th Percentile Cost	State Subsidy Rate	Median Cost as a % of Median Income
Infant	\$581	\$634	\$581	14%
Toddler	\$542	\$607	\$505	14%
Preschool	\$520	\$563	\$505	13%
School Age	\$282	\$433	\$449	7%

**Contact Child Care Aware of Washington**

1551 Broadway, Ste 300  
Tacoma, WA 98402  
866.416.4321

Data Sources:

Most data is from Child Care Aware of Washington. More data and full citations are available at <http://wa.childcareaware.org>.

\*Includes licensed child care (centers and family child care) and exempt school-age programs only

<sup>1</sup> Washington State Office of Financial Management, 2014

<sup>2</sup> Office of the Superintendent Public Instruction, October Enrollment Report, 2014-2015

<sup>3</sup> U.S. Census Bureau Small Area Income and Poverty Estimates, 2013

<sup>4</sup> U.S. Census Bureau American Community Survey, 2013

<sup>5</sup> Washington State Employment Security Department; U.S. BLS, Local Area Unemployment Statistics, 2015 (not seasonally-adjusted)

<sup>6</sup> Department of Early Learning & Washington State University, Washington State 2012 Child Care Survey

Note: Child care provider income is regional data, not county-specific. Grant County is in DEL Region 1 which includes: Adams, Asotin, Chelan, Douglas, Ferry, Garfield, Grant, Lincoln, Okanogan, Pend Or., Spokane, Stevens, Whitman.

<sup>7</sup> Office of the Superintendent Public Instruction, K-12 Data and Reports Builder, 2012-2013

For more information, go to <http://wa.childcareaware.org>