

Child Care in Washington State



August 2015

Child Care Aware of Washington

Our mission is to **support families and caregivers, shape policy, and build communities** that promote the **learning and development of children and youth** throughout Washington State through a strong statewide network of local child care resource and referral programs.

Since 1989, our regional member programs and statewide Family Center have enhanced the quality of child care and helped families by:

- Delivering training, technical assistance, & consultation to child care providers
- Supplying families with consumer education & referrals for child care

(formerly the Washington State Child Care Resource & Referral Network)

Washington State

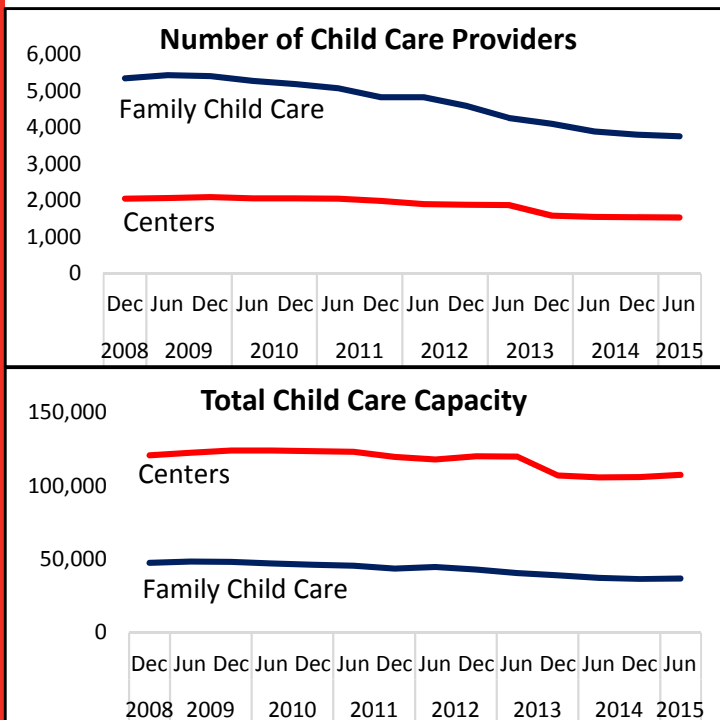
is served locally by seven regions

- Child Care Aware of:
 - Central WA
 - Eastern WA
 - King County
 - Northwest WA
 - Olympic Peninsula
 - Southwest WA
 - Tacoma/Pierce County

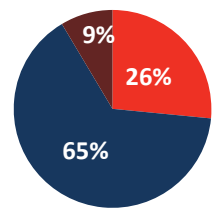
Trends in Child Care

In most parts of Washington, the number of child care providers has dropped over the past few years while the total capacity for children has been relatively stable since June 2014.

In Washington State, the number of child care providers has dropped from 7,486 with capacity for 173,977 children in 2008, to 5,793 providers with capacity for 166,834 children in June of 2015.*

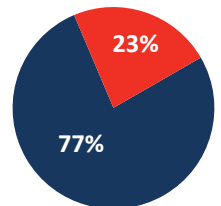


Child Care Provider Type



- Centers
- Family Child Care
- School Age Only

Acceptance of State Subsidy



- Accept
- Do not accept

Early Achievers

Early Achievers is Washington's **Quality Rating and Improvement System (QRIS)**, which gives training, technical assistance, coaching, awards, scholarships, and other benefits to child care providers **to improve the quality of their care.**

Statewide, 2,758 child care providers have joined since July 2012.

Approximately 46% of licensed child care providers in WA are enrolled in Early Achievers, serving over 58,000 children*. Early Achievers will provide families with valuable child care program quality rating information so they can make informed child care choices.

Early Achievers (QRIS) Participation

Total	2,746
Child Care Centers	921
Family Child Care	1,479
Head Start & State Preschool Sites	346
Start Date	7/1/12-7/1/13
Enrollment as of	8/26/2015

Demographics

Population¹

Total Population in 2014	6,968,170
Change since 2010	243,630
Children under 5 yrs	439,593
Children under 15 yrs	1,325,365
K-12 Enrollment ²	52,079

Economics

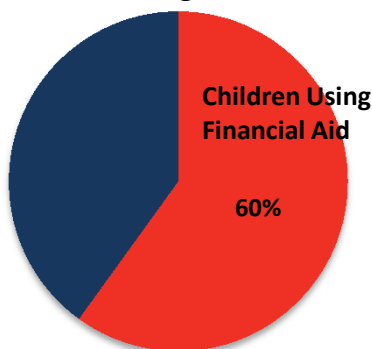
% of children under 18 living in poverty ³	18.6%
% of children under 6 w/ all parents working ⁴	58.9 to 60.3%
Median Household Income ¹	\$58,686
Unemployment Rate ⁵	5.2%

Helping Families Find Child Care in 2015

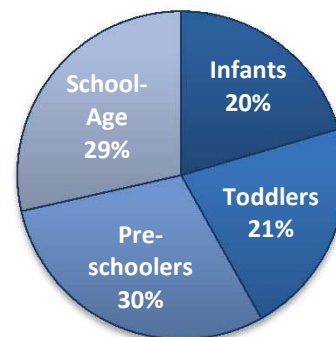
In FY2015, Child Care Aware of Washington programs helped 16,027 families find child care providers matching their unique needs.

In Washington State, we helped 16,027 families with 23,114 children in need of child care to search for matching providers 23,203 times.

Children Using Subsidies



Referral Demand by Child Age



Compensation in 2012

Comparison of Average Annual Salary/Income ⁶	
Child Care Center Teacher	\$26,040
Child Care Center Director	\$31,836
Family Child Care Provider (Gross Earnings)	\$32,908
K-12 Teacher ⁷	\$52,079

Contact Child Care Aware of Washington

1551 Broadway, Ste 300
Tacoma, WA 98402
866.416.4321

Monthly Cost of Child Care in 2015

Centers	Median Cost	75th Percentile Cost	State Subsidy	Median Cost as a % of Median Income
Infant	\$997	\$1,268	Varies by Region	20%
Toddler	\$823	\$1,078		17%
Preschool	\$758	\$949		16%
School Age	\$481	\$607		10%

Family Child Care	Median Cost	75th Percentile Cost	State Subsidy Rate	Median Cost as a % of Median Income
Infant	\$758	\$919	Varies by Region	16%
Toddler	\$737	\$867		15%
Preschool	\$637	\$724		13%
School Age	\$412	\$542		8%

Data Sources:

Most data is from Child Care Aware of Washington. More data and full citations are available at <http://wa.childcareaware.org>.

*Includes licensed child care (centers and family child care) and exempt school-age programs only

¹ Washington State Office of Financial Management, 2014

² Office of the Superintendent Public Instruction, October Enrollment Report, 2014-2015

³ U.S. Census Bureau Small Area Income and Poverty Estimates, 2013

⁴ U.S. Census Bureau American Community Survey, 2013

⁵ Washington State Employment Security Department; U.S. BLS, Local Area Unemployment Statistics, 2015 (not seasonally-adjusted)

⁶ Department of Early Learning & Washington State University, Washington State 2012 Child Care Survey

⁷ Office of the Superintendent Public Instruction, K-12 Data and Reports Builder, 2012-2013

For more information, go to <http://wa.childcareaware.org>