



# Child Care in King County



August 2016

## Child Care Aware of Washington

Our mission is to **support families and caregivers, shape policy, and build communities** that promote the **learning and development of children and youth** throughout Washington State through a strong statewide network of local child care resource and referral programs.

Since 1989, our regional member programs and statewide Family Center have enhanced the quality of child care and helped families by:

- Delivering training, technical assistance, & consultation to child care providers
- Supplying families with consumer education & referrals for child care

(formerly the Washington State Child Care Resource & Referral Network)

### King County

is served locally by

### Child Care Aware of King County

a program of

Child Care Resources

1225 S Weller, Ste 300  
Seattle, WA 98144

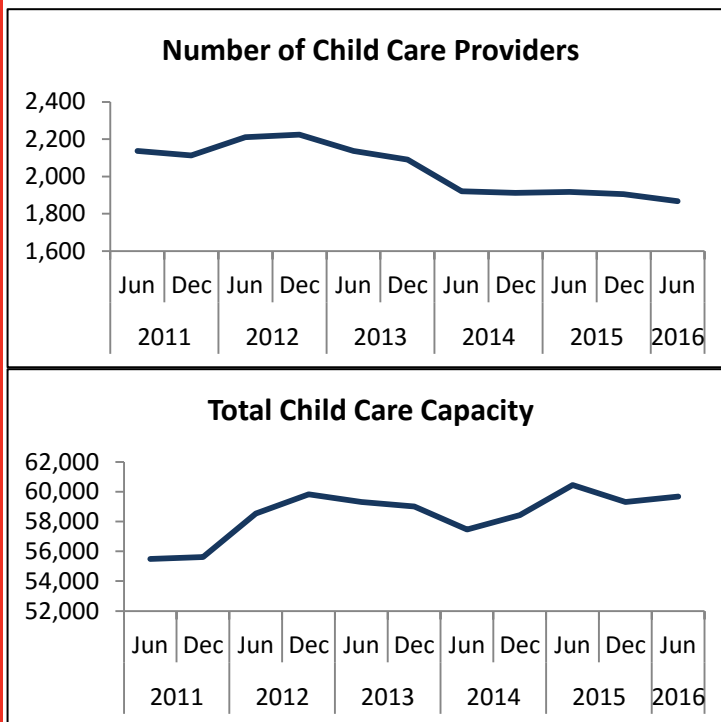
<http://www.childcare.org/>

877.543.0059

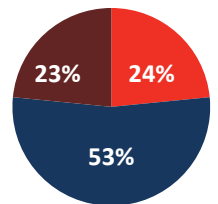
## Trends in Child Care

In most parts of Washington, the number of child care providers declined from 2011-2013, but the number of providers and total capacity for children has stabilized in the last few years.

In King County, the number of child care providers has dropped from 2137 with capacity for 55,485 children in 2011, to 1,867 providers with capacity for 59,683 children in June of 2016.\*

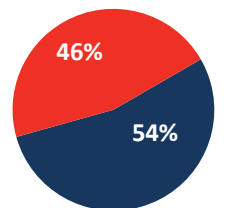


### Child Care Provider Type



- Centers
- Family Child Care
- School Age Only

### Acceptance of State Subsidy



- Accept
- Do not accept

## Early Achievers

Early Achievers is Washington's **Quality Rating and Improvement System (QRIS)**, which gives training, technical assistance, coaching, awards, scholarships, and other benefits to child care providers **to improve the quality of their care.**

**Statewide, 4,011 child care providers have joined since July 2012.**

Approximately 67% of licensed child care providers in King County are enrolled in Early Achievers. Early Achievers provides families with valuable child care program quality information so they can make informed child care choices.

### Early Achievers (QRIS) Participation

Total	1222
Child Care Centers	337
Family Child Care	822
Head Start & State Preschool Sites	63
Enrollment as of	8/10/16

**Demographics**

**Population<sup>1</sup>**

Total Population in 2015	2,052,800
Change since 2011	110,200
Children under 5 yrs	122,664
Children under 15 yrs	360,927
K-12 Enrollment <sup>2</sup>	283,599

**Economics**

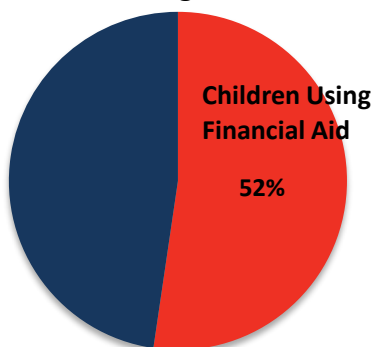
% of children under 18 living in poverty <sup>3</sup>	13.6%
% of children under 6 w/ all parents working <sup>4</sup>	57.8 to 60.4%
Median Household Income <sup>1</sup>	\$75,045
Unemployment Rate <sup>5</sup>	4.4%

**Helping Families Find Child Care in 2016**

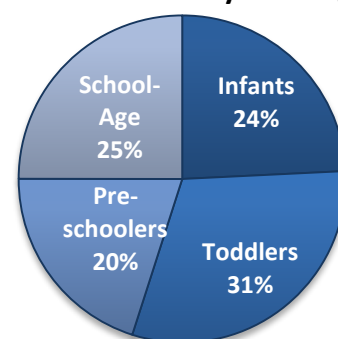
In FY2016, Child Care Aware of Washington programs helped 16,723 families find child care providers matching their unique needs.

In King County alone, we helped 5,708 families with 7,727 children in need of child care to search for matching providers 8,750 times.

**Children Using Subsidies**



**Referral Demand by Child Age**



**Compensation in 2014**

Comparison of Average Annual Salary/Income <sup>6</sup>	
Child Care Center Teacher	\$30,444
Child Care Center Director	\$43,032
Family Child Care Provider (Gross Earnings)	\$43,010
K-12 Teacher (Statewide) <sup>7</sup>	\$53,746

**Monthly Cost of Child Care in 2016**

Centers	Median Cost	75th Percentile Cost	State Subsidy Rate	Median Cost as a % of Median Income
Infant	\$1,465	\$1,777	\$1,082	23%
Toddler	\$1,274	\$1,536	\$904	20%
Preschool	\$1,070	\$1,289	\$758	17%
School Age	\$607	\$712	\$683	10%

Family Child Care	Median Cost	75th Percentile Cost	State Subsidy Rate	Median Cost as a % of Median Income
Infant	\$958	\$1,101	\$1,155	15%
Toddler	\$919	\$1,083	\$962	15%
Preschool	\$758	\$949	\$866	12%
School Age	\$544	\$672	\$686	9%

**Contact Child Care Aware of Washington**

1551 Broadway, Ste 300  
Tacoma, WA 98402  
866.416.4321

**Data Sources:**

Most data is from Child Care Aware of Washington. More data and full citations are available at <http://wa.childcareaware.org>.

\*Includes licensed child care (centers and family child care) and exempt school-age programs only

<sup>1</sup> Washington State Office of Financial Management, 2015

<sup>2</sup> Office of the Superintendent Public Instruction, October Enrollment Report, 2015-2016

<sup>3</sup> U.S. Census Bureau Small Area Income and Poverty Estimates, 2014

<sup>4</sup> U.S. Census Bureau American Community Survey, 2014

<sup>5</sup> Washington State Employment Security Department; U.S. BLS, Local Area Unemployment Statistics, 2016 (not seasonally-adjusted)

<sup>6</sup> Department of Early Learning & Washington State University, Washington State 2015 Child Care Survey

Note: Child care provider income is regional data, not county-specific. King County is in DEL Region 4 which includes: King.

<sup>7</sup> Office of the Superintendent Public Instruction, Historical Comparison of Statewide School District Personnel, 2015-2016

**For more information, go to <http://wa.childcareaware.org>**