

Child Care in Kitsap County



August 2016

Child Care Aware of Washington

Our mission is to **support families and caregivers, shape policy, and build communities** that promote the **learning and development of children and youth** throughout Washington State through a strong statewide network of local child care resource and referral programs.

Since 1989, our regional member programs and statewide Family Center have enhanced the quality of child care and helped families by:

- Delivering training, technical assistance, & consultation to child care providers
- Supplying families with consumer education & referrals for child care

(formerly the Washington State Child Care Resource & Referral Network)

Kitsap County

is served locally by

Child Care Aware of Olympic Peninsula

a program of

Child Care Action Council

PO Box 446

Olympia, WA 98507

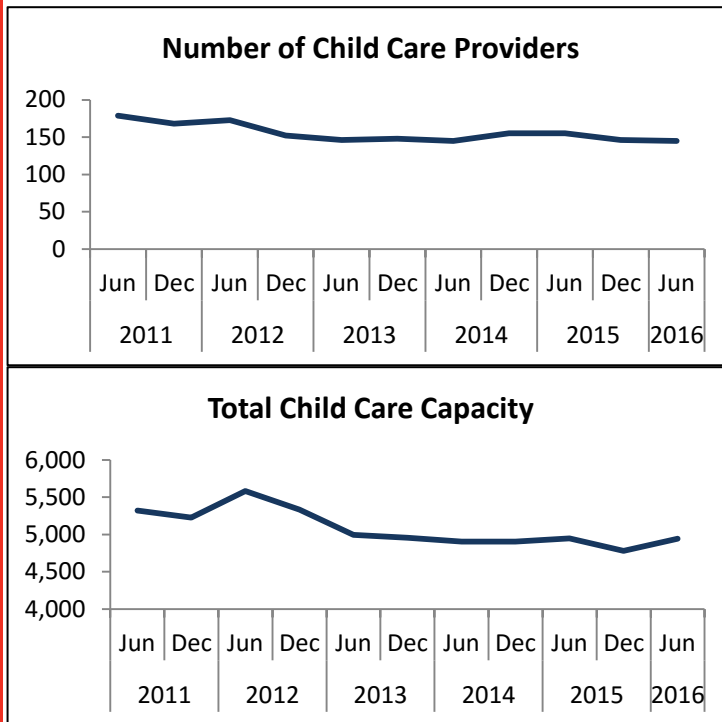
<http://www.ccacwa.org/>

800.845.0956

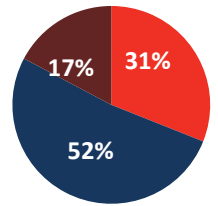
Trends in Child Care

In most parts of Washington, the number of child care providers declined from 2011-2013, but the number of providers and total capacity for children has stabilized in the last few years.

In Kitsap County, the number of child care providers has dropped from 179 with capacity for 5319 children in 2011, to 145 providers with capacity for 4943 children in June of 2016.*

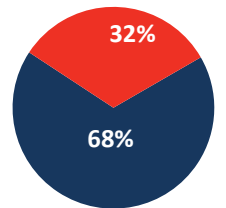


Child Care Provider Type



- Centers
- Family Child Care
- School Age Only

Acceptance of State Subsidy



- Accept
- Do not accept

Early Achievers

Early Achievers is Washington's **Quality Rating and Improvement System (QRIS)**, which gives training, technical assistance, coaching, awards, scholarships, and other benefits to child care providers **to improve the quality of their care.**

Statewide, 4,011 child care providers have joined since July 2012.

Approximately 62% of licensed child care providers in Kitsap County are enrolled in Early Achievers. Early Achievers provides families with valuable child care program quality information so they can make informed child care choices.

Early Achievers (QRIS) Participation

Total	94
Child Care Centers	31
Family Child Care	40
Head Start & State Preschool Sites	23
Enrollment as of	8/10/16

Demographics

Population¹

Total Population in 2015	258,200
Change since 2011	4,300
Children under 5 yrs	15,360
Children under 15 yrs	45,705
K-12 Enrollment ²	35,777

Economics

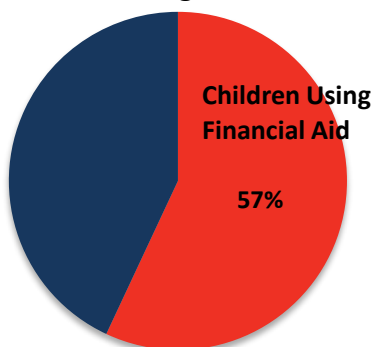
% of children under 18 living in poverty ³	14.4%
% of children under 6 w/ all parents working ⁴	48.5 to 55.3%
Median Household Income ¹	\$59,605
Unemployment Rate ⁵	5.7%

Helping Families Find Child Care in 2016

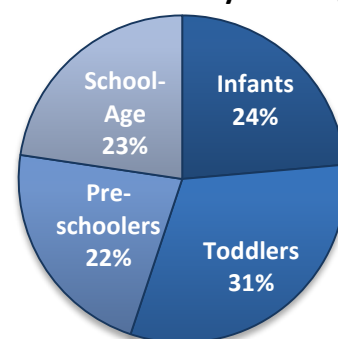
In FY2016, Child Care Aware of Washington programs helped 16,723 families find child care providers matching their unique needs.

In Kitsap County alone, we helped 520 families with 739 children in need of child care to search for matching providers 667 times.

Children Using Subsidies



Referral Demand by Child Age



Compensation in 2014

Comparison of Average Annual Salary/Income ⁶	
Child Care Center Teacher	\$25,320
Child Care Center Director	\$32,556
Family Child Care Provider (Gross Earnings)	\$38,384
K-12 Teacher (Statewide) ⁷	\$53,746

Contact Child Care Aware of Washington

1551 Broadway, Ste 300
Tacoma, WA 98402
866.416.4321

Monthly Cost of Child Care in 2016

Centers	Median Cost	75th Percentile Cost	State Subsidy Rate	Median Cost as a % of Median Income
Infant	\$795	\$977	\$793	16%
Toddler	\$758	\$867	\$683	15%
Preschool	\$672	\$776	\$601	14%
School Age	\$429	\$506	\$533	9%

Family Child Care	Median Cost	75th Percentile Cost	State Subsidy Rate	Median Cost as a % of Median Income
Infant	\$706	\$758	\$794	14%
Toddler	\$693	\$758	\$685	14%
Preschool	\$607	\$650	\$578	12%
School Age	\$390	\$433	\$487	8%

Data Sources:

Most data is from Child Care Aware of Washington. More data and full citations are available at <http://wa.childcareaware.org>.

*Includes licensed child care (centers and family child care) and exempt school-age programs only

¹ Washington State Office of Financial Management, 2015

² Office of the Superintendent Public Instruction, October Enrollment Report, 2015-2016

³ U.S. Census Bureau Small Area Income and Poverty Estimates, 2014

⁴ U.S. Census Bureau American Community Survey, 2014

⁵ Washington State Employment Security Department; U.S. BLS, Local Area Unemployment Statistics, 2016 (not seasonally-adjusted)

⁶ Department of Early Learning & Washington State University, Washington State 2015 Child Care Survey

Note: Child care provider income is regional data, not county-specific. Kitsap County is in DEL Region 5 which includes: Kitsap, Pierce.

⁷ Office of the Superintendent Public Instruction, Historical Comparison of Statewide School District Personnel, 2015-2016

For more information, go to <http://wa.childcareaware.org>