

# Child Care in Mason County



August 2016

## Child Care Aware of Washington

Our mission is to **support families and caregivers, shape policy, and build communities** that promote the **learning and development of children and youth** throughout Washington State through a strong statewide network of local child care resource and referral programs.

Since 1989, our regional member programs and statewide Family Center have enhanced the quality of child care and helped families by:

- Delivering training, technical assistance, & consultation to child care providers
- Supplying families with consumer education & referrals for child care

(formerly the Washington State Child Care Resource & Referral Network)

## Mason County

is served locally by

## Child Care Aware of Olympic Peninsula

a program of

Child Care Action Council

PO Box 446

Olympia, WA 98507

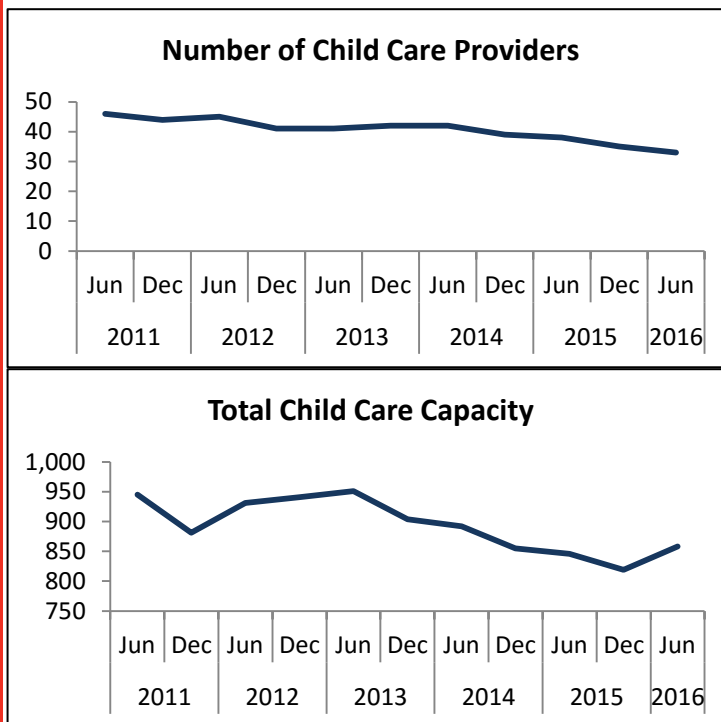
<http://www.ccacwa.org/>

800.845.0956

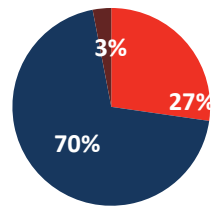
## Trends in Child Care

In most parts of Washington, the number of child care providers declined from 2011-2013, but the number of providers and total capacity for children has stabilized in the last few years.

In Mason County, the number of child care providers has dropped from 46 with capacity for 945 children in 2011, to 33 providers with capacity for 858 children in June of 2016.\*

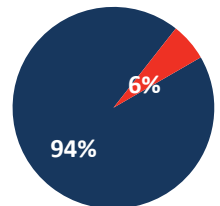


## Child Care Provider Type



- Centers
- Family Child Care
- School Age Only

## Acceptance of State Subsidy



- Accept
- Do not accept

## Early Achievers

Early Achievers is Washington's **Quality Rating and Improvement System (QRIS)**, which gives training, technical assistance, coaching, awards, scholarships, and other benefits to child care providers **to improve the quality of their care.**

**Statewide, 4,011 child care providers have joined since July 2012.**

Approximately 93% of licensed child care providers in Mason County are enrolled in Early Achievers. Early Achievers provides families with valuable child care program quality information so they can make informed child care choices.

## Early Achievers (QRIS) Participation

Total	28
Child Care Centers	9
Family Child Care	17
Head Start & State Preschool Sites	2
Enrollment as of	8/10/16

**Demographics**

**Population<sup>1</sup>**

Total Population in 2015	62,200
Change since 2011	1,100
Children under 5 yrs	3,129
Children under 15 yrs	10,000
K-12 Enrollment <sup>2</sup>	7,908

**Economics**

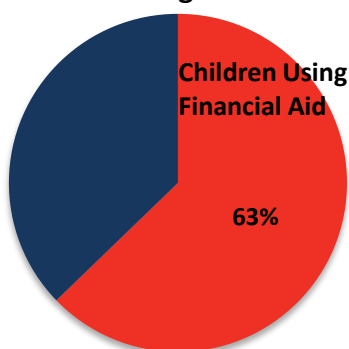
% of children under 18 living in poverty <sup>3</sup>	23.6%
% of children under 6 w/ all parents working <sup>4</sup>	57.7 to 71.9%
Median Household Income <sup>1</sup>	\$52,598
Unemployment Rate <sup>5</sup>	7.3%

**Helping Families Find Child Care in 2016**

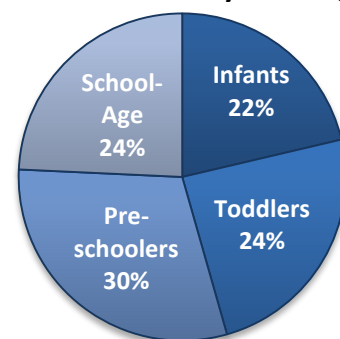
In FY2016, Child Care Aware of Washington programs helped 16,723 families find child care providers matching their unique needs.

In Mason County alone, we helped 88 families with 137 children in need of child care to search for matching providers 124 times.

**Children Using Subsidies**



**Referral Demand by Child Age**



**Compensation in 2014**

Comparison of Average Annual Salary/Income <sup>6</sup>	
Child Care Center Teacher	\$24,900
Child Care Center Director	\$30,288
Family Child Care Provider (Gross Earnings)	\$42,191
K-12 Teacher (Statewide) <sup>7</sup>	\$53,746

**Contact Child Care Aware of Washington**

1551 Broadway, Ste 300  
Tacoma, WA 98402  
866.416.4321

**Monthly Cost of Child Care in 2016**

Centers	Median Cost	75th Percentile Cost	State Subsidy Rate	Median Cost as a % of Median Income
Infant	\$748	\$766	\$780	17%
Toddler	\$650	\$693	\$670	15%
Preschool	\$572	\$598	\$585	13%
School Age	\$358	\$420	\$572	8%

Family Child Care	Median Cost	75th Percentile Cost	State Subsidy Rate	Median Cost as a % of Median Income
Infant	\$611	\$650	\$708	14%
Toddler	\$602	\$631	\$616	14%
Preschool	\$531	\$573	\$578	12%
School Age	\$325	\$401	\$544	7%

**Data Sources:**

Most data is from Child Care Aware of Washington. More data and full citations are available at <http://wa.childcareaware.org>.

\*Includes licensed child care (centers and family child care) and exempt school-age programs only

<sup>1</sup> Washington State Office of Financial Management, 2015

<sup>2</sup> Office of the Superintendent Public Instruction, October Enrollment Report, 2015-2016

<sup>3</sup> U.S. Census Bureau Small Area Income and Poverty Estimates, 2014

<sup>4</sup> U.S. Census Bureau American Community Survey, 2014

<sup>5</sup> Washington State Employment Security Department; U.S. BLS, Local Area Unemployment Statistics, 2016 (not seasonally-adjusted)

<sup>6</sup> Department of Early Learning & Washington State University, Washington State 2015 Child Care Survey

Note: Child care provider income is regional data, not county-specific. Mason County is in DEL Region 6 which includes: Clallam, Clark, Cowlitz, Grays Hbr, Jefferson, Klickitat, Lewis, Mason, Pacific, Skamania, Thurston, Wahkiakum.

<sup>7</sup> Office of the Superintendent Public Instruction, Historical Comparison of Statewide School District Personnel, 2015-2016

**For more information, go to <http://wa.childcareaware.org>**