

Child Care in Okanogan County



August 2016

Child Care Aware of Washington

Our mission is to **support families and caregivers, shape policy, and build communities** that promote the **learning and development of children and youth** throughout Washington State through a strong statewide network of local child care resource and referral programs.

Since 1989, our regional member programs and statewide Family Center have enhanced the quality of child care and helped families by:

- Delivering training, technical assistance, & consultation to child care providers
- Supplying families with consumer education & referrals for child care

(formerly the Washington State Child Care Resource & Referral Network)

Okanogan County

is served locally by

Child Care Aware of Central Washington

a program of

Catholic Family & Child Service

5301 Tieton Dr. Suite C
Yakima, WA 98908-3478

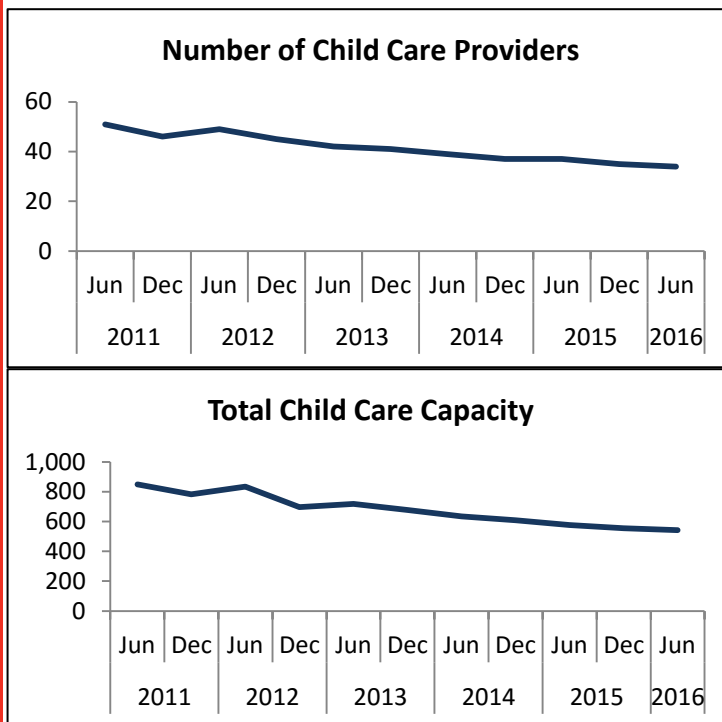
<http://ccrrcentralwa.org/>

877.965.7109

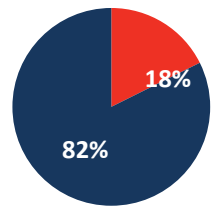
Trends in Child Care

In most parts of Washington, the number of child care providers declined from 2011-2013, but the number of providers and total capacity for children has stabilized in the last few years.

In Okanogan County, the number of child care providers has dropped from 51 with capacity for 850 children in 2011, to 34 providers with capacity for 542 children in June of 2016.*

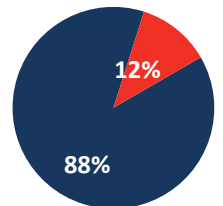


Child Care Provider Type



- Centers
- Family Child Care
- School Age Only

Acceptance of State Subsidy



- Accept
- Do not accept

Early Achievers

Early Achievers is Washington's **Quality Rating and Improvement System (QRIS)**, which gives training, technical assistance, coaching, awards, scholarships, and other benefits to child care providers **to improve the quality of their care.**

Statewide, 4,011 child care providers have joined since July 2012.

Approximately 75% of licensed child care providers in Okanogan County are enrolled in Early Achievers. Early Achievers provides families with valuable child care program quality information so they can make informed child care choices.

Early Achievers (QRIS) Participation

Total	31
Child Care Centers	4
Family Child Care	23
Head Start & State Preschool Sites	4
Enrollment as of	8/10/16

Demographics

Population¹

Total Population in 2015	41,860
Change since 2011	660
Children under 5 yrs	2,665
Children under 15 yrs	8,089
K-12 Enrollment ²	10,303

Economics

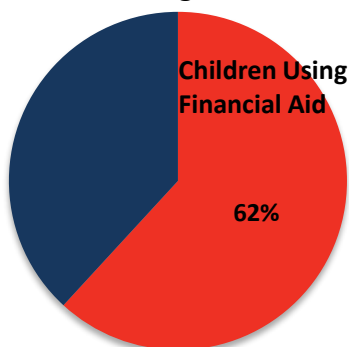
% of children under 18 living in poverty ³	31.5%
% of children under 6 w/ all parents working ⁴	58.6 to 70.6%
Median Household Income ¹	\$35,146
Unemployment Rate ⁵	6.2%

Helping Families Find Child Care in 2016

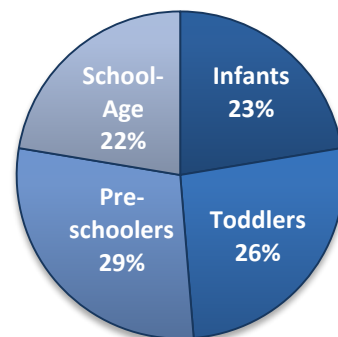
In FY2016, Child Care Aware of Washington programs helped 16,723 families find child care providers matching their unique needs.

In Okanogan County alone, we helped 55 families with 76 children in need of child care to search for matching providers 64 times.

Children Using Subsidies



Referral Demand by Child Age



Compensation in 2014

Comparison of Average Annual Salary/Income ⁶	
Child Care Center Teacher	\$23,712
Child Care Center Director	\$30,804
Family Child Care Provider (Gross Earnings)	\$34,966
K-12 Teacher (Statewide) ⁷	\$53,746

Contact Child Care Aware of Washington

1551 Broadway, Ste 300
Tacoma, WA 98402
866.416.4321

Monthly Cost of Child Care in 2016

Centers	Median Cost	75th Percentile Cost	State Subsidy Rate	Median Cost as a % of Median Income
Infant	\$680	\$709	\$696	23%
Toddler	\$585	\$607	\$585	20%
Preschool	\$542	\$585	\$553	18%
School Age	\$260	\$273	\$520	9%

Family Child Care	Median Cost	75th Percentile Cost	State Subsidy Rate	Median Cost as a % of Median Income
Infant	\$581	\$584	\$642	20%
Toddler	\$507	\$542	\$558	17%
Preschool	\$507	\$520	\$515	17%
School Age	\$299	\$451	\$458	10%

Data Sources:

Most data is from Child Care Aware of Washington. More data and full citations are available at <http://wa.childcareaware.org>.

*Includes licensed child care (centers and family child care) and exempt school-age programs only

¹ Washington State Office of Financial Management, 2015

² Office of the Superintendent Public Instruction, October Enrollment Report, 2015-2016

³ U.S. Census Bureau Small Area Income and Poverty Estimates, 2014

⁴ U.S. Census Bureau American Community Survey, 2014

⁵ Washington State Employment Security Department; U.S. BLS, Local Area Unemployment Statistics, 2016 (not seasonally-adjusted)

⁶ Department of Early Learning & Washington State University, Washington State 2015 Child Care Survey

Note: Child care provider income is regional data, not county-specific. Okanogan County is in DEL Region 1 which includes: Adams, Asotin, Chelan, Douglas, Ferry, Garfield, Grant, Lincoln, Okanogan, Pend Or., Spokane, Stevens, Whitman.

⁷ Office of the Superintendent Public Instruction, Historical Comparison of Statewide School District Personnel, 2015-2016

For more information, go to <http://wa.childcareaware.org>