



# Child Care in Skagit County



August 2016

## Child Care Aware of Washington

Our mission is to **support families and caregivers, shape policy, and build communities** that promote the **learning and development of children and youth** throughout Washington State through a strong statewide network of local child care resource and referral programs.

Since 1989, our regional member programs and statewide Family Center have enhanced the quality of child care and helped families by:

- Delivering training, technical assistance, & consultation to child care providers
- Supplying families with consumer education & referrals for child care

(formerly the Washington State Child Care Resource & Referral Network)

### Skagit County

is served locally by

### Child Care Aware of Northwest Washington

a program of

The Opportunity Council

1111 Cornwall Ave, Ste 200  
Bellingham, WA 98225

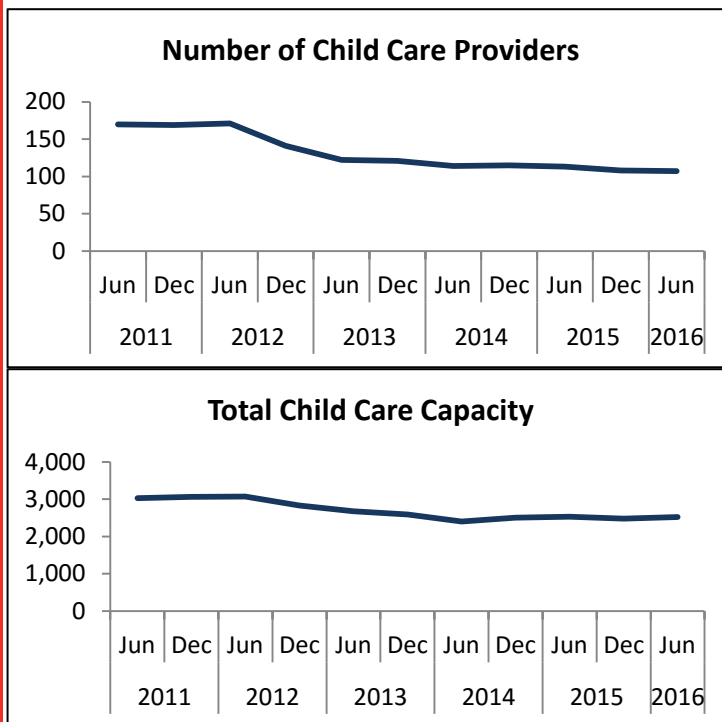
<http://www.opcco.org/ccrr/>

888.444.1862 x227

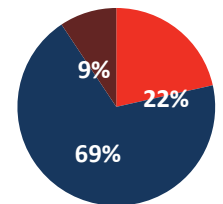
## Trends in Child Care

In most parts of Washington, the number of child care providers declined from 2011-2013, but the number of providers and total capacity for children has stabilized in the last few years.

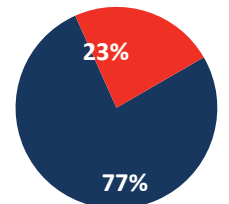
In Skagit County, the number of child care providers has dropped from 170 with capacity for 3028 children in 2011, to 107 providers with capacity for 2519 children in June of 2016.\*



### Child Care Provider Type



### Acceptance of State Subsidy



■ Accept ■ Do not accept

## Early Achievers

Early Achievers is Washington's **Quality Rating and Improvement System (QRIS)**, which gives training, technical assistance, coaching, awards, scholarships, and other benefits to child care providers **to improve the quality of their care.**

**Statewide, 4,011 child care providers have joined since July 2012.**

Approximately 88% of licensed child care providers in Skagit County are enrolled in Early Achievers. Early Achievers provides families with valuable child care program quality information so they can make informed child care choices.

### Early Achievers (QRIS) Participation

Total	89
Child Care Centers	18
Family Child Care	66
Head Start & State Preschool Sites	5
Enrollment as of	8/10/16

### Demographics

#### Population<sup>1</sup>

Total Population in 2015	120,620
Change since 2011	3,220
Children under 5 yrs	7,214
Children under 15 yrs	22,578
K-12 Enrollment <sup>2</sup>	18,991

#### Economics

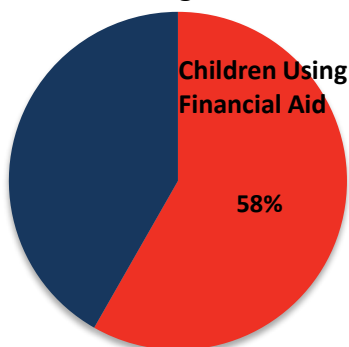
% of children under 18 living in poverty <sup>3</sup>	23.2%
% of children under 6 w/ all parents working <sup>4</sup>	52.9 to 62.7%
Median Household Income <sup>1</sup>	\$54,852
Unemployment Rate <sup>5</sup>	6.4%

### Helping Families Find Child Care in 2016

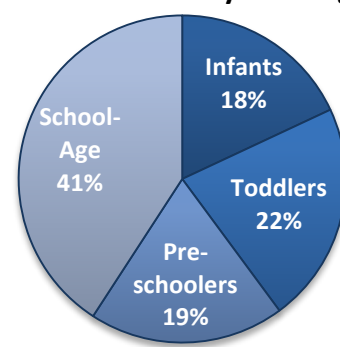
In FY2016, Child Care Aware of Washington programs helped 16,723 families find child care providers matching their unique needs.

In Skagit County alone, we helped 214 families with 321 children in need of child care to search for matching providers 288 times.

Children Using Subsidies



Referral Demand by Child Age



### Compensation in 2014

Comparison of Average Annual Salary/Income <sup>6</sup>	
Child Care Center Teacher	\$26,316
Child Care Center Director	\$35,964
Family Child Care Provider (Gross Earnings)	\$41,154
K-12 Teacher (Statewide) <sup>7</sup>	\$53,746

#### Contact Child Care Aware of Washington

1551 Broadway, Ste 300  
Tacoma, WA 98402  
866.416.4321

### Monthly Cost of Child Care in 2016

Centers	Median Cost	75th Percentile Cost	State Subsidy Rate	Median Cost as a % of Median Income
Infant	\$1,008	\$1,053	\$930	22%
Toddler	\$802	\$836	\$775	18%
Preschool	\$693	\$715	\$670	15%
School Age	\$585	\$657	\$650	13%

Family Child Care	Median Cost	75th Percentile Cost	State Subsidy Rate	Median Cost as a % of Median Income
Infant	\$758	\$845	\$910	17%
Toddler	\$732	\$758	\$770	16%
Preschool	\$650	\$715	\$770	14%
School Age	\$507	\$628	\$624	11%

Data Sources:

Most data is from Child Care Aware of Washington. More data and full citations are available at <http://wa.childcareaware.org>.

\*Includes licensed child care (centers and family child care) and exempt school-age programs only

<sup>1</sup> Washington State Office of Financial Management, 2015

<sup>2</sup> Office of the Superintendent Public Instruction, October Enrollment Report, 2015-2016

<sup>3</sup> U.S. Census Bureau Small Area Income and Poverty Estimates, 2014

<sup>4</sup> U.S. Census Bureau American Community Survey, 2014

<sup>5</sup> Washington State Employment Security Department; U.S. BLS, Local Area Unemployment Statistics, 2016 (not seasonally-adjusted)

<sup>6</sup> Department of Early Learning & Washington State University, Washington State 2015 Child Care Survey

Note: Child care provider income is regional data, not county-specific. Skagit County is in DEL Region 3 which includes: Island, San Juan, Skagit, Snohomish, Whatcom.

<sup>7</sup> Office of the Superintendent Public Instruction, Historical Comparison of Statewide School District Personnel, 2015-2016

For more information, go to <http://wa.childcareaware.org>