

# Child Care in Washington State



August 2016

## Child Care Aware of Washington

Our mission is to **support families and caregivers, shape policy, and build communities** that promote the **learning and development of children and youth** throughout Washington State through a strong statewide network of local child care resource and referral programs.

Since 1989, our regional member programs and statewide Family Center have enhanced the quality of child care and helped families by:

- Delivering training, technical assistance, & consultation to child care providers
- Supplying families with consumer education & referrals for child care

(formerly the Washington State Child Care Resource & Referral Network)

### Washington State

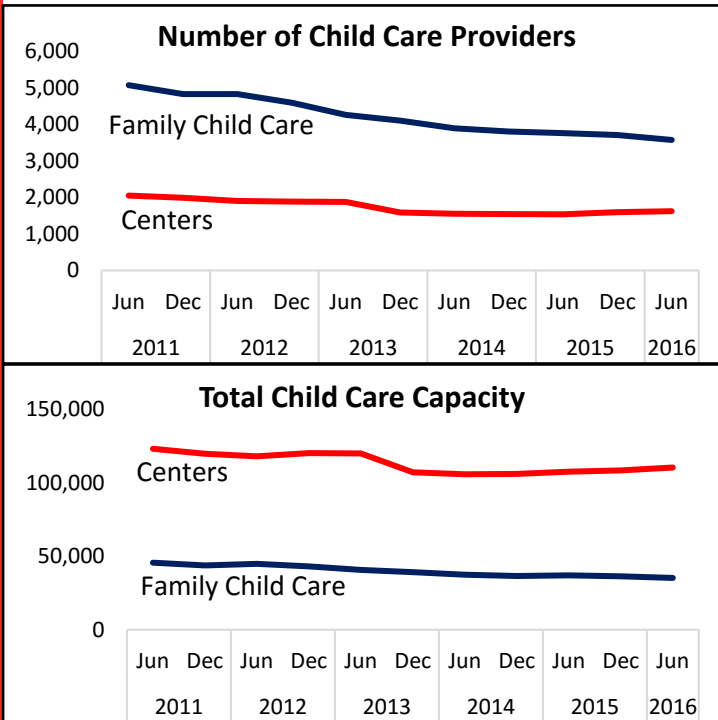
is served locally by six regions

- Child Care Aware of:
  - Central WA
  - Eastern WA
  - King & Pierce Counties
  - Northwest WA
  - Olympic Peninsula
  - Southwest WA

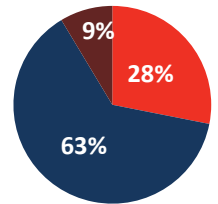
## Trends in Child Care

In most parts of Washington, the number of child care providers declined from 2011-2013, but the number of providers and total capacity for children has stabilized in the last few years.

In Washington State, the number of child care providers has dropped from 7,196 with capacity for 174,300 children in 2011, to 5,617 providers with capacity for 165,404 children in June of 2016.\*

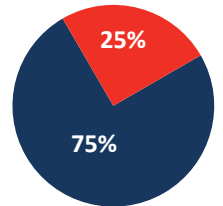


### Child Care Provider Type



- Centers
- Family Child Care
- School Age Only

### Acceptance of State Subsidy



- Accept
- Do not accept

## Early Achievers

Early Achievers is Washington's **Quality Rating and Improvement System (QRIS)**, which gives training, technical assistance, coaching, awards, scholarships, and other benefits to child care providers **to improve the quality of their care.**

**Statewide, 4,011 child care providers have joined since July 2012.**

Approximately 71% of licensed child care providers in WA are enrolled in Early Achievers, serving over 74,000 children\*. Early Achievers provides families with valuable child care program quality rating information so they can make informed child care choices.

### Early Achievers (QRIS) Participation

Total	4,011
Child Care Centers	1,160
Family Child Care	2,445
Head Start & State Preschool Sites	406
Enrollment :	8/10/2016

**Demographics**

**Population<sup>1</sup>**

Total Population in 2015	7,061,410
Change since 2011	293,510
Children under 5 yrs	440,331
Children under 15 yrs	1,333,992
K-12 Enrollment <sup>2</sup>	1,088,959

**Economics**

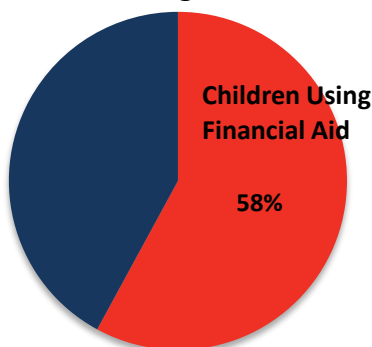
% of children under 18 living in poverty <sup>3</sup>	17.5%
% of children under 6 w/ all parents working <sup>4</sup>	58.8 to 60.2%
Median Household Income <sup>1</sup>	\$60,153
Unemployment Rate <sup>5</sup>	5.5%

**Helping Families Find Child Care in 2016**

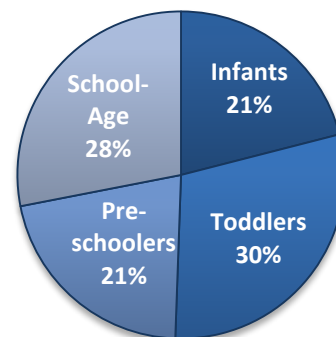
In FY2016, Child Care Aware of Washington programs helped 16,723 families find child care providers matching their unique needs.

In Washington State, we helped 16,723 families with 23,756 children in need of child care to search for matching providers 23,061 times.

**Children Using Subsidies**



**Referral Demand by Child Age**



**Compensation in 2014**

Comparison of Average Annual Salary/Income <sup>6</sup>	
Child Care Center Teacher	\$26,676
Child Care Center Director	\$35,544
Family Child Care Provider (Gross Earnings)	\$37,203
K-12 Teacher <sup>7</sup>	\$53,746

**Contact Child Care Aware of Washington**

1551 Broadway, Ste 300  
Tacoma, WA 98402  
866.416.4321

**Monthly Cost of Child Care in 2016**

Centers	Median Cost	75th Percentile Cost	State Subsidy	Median Cost as a % of Median Income
Infant	\$1,040	\$1,315	Varies by Region	21%
Toddler	\$867	\$1,109		17%
Preschool	\$780	\$976		16%
School Age	\$516	\$650		10%

Family Child Care	Median Cost	75th Percentile Cost	State Subsidy Rate	Median Cost as a % of Median Income
Infant	\$780	\$958	Varies by Region	16%
Toddler	\$758	\$867		15%
Preschool	\$650	\$758		13%
School Age	\$451	\$598		9%

Data Sources:

Most data is from Child Care Aware of Washington. More data and full citations are available at <http://wa.childcareaware.org>.

\*Includes licensed child care (centers and family child care) and exempt school-age programs only

<sup>1</sup> Washington State Office of Financial Management, 2015

<sup>2</sup> Office of the Superintendent Public Instruction, October Enrollment Report, 2015-2016

<sup>3</sup> U.S. Census Bureau Small Area Income and Poverty Estimates, 2014

<sup>4</sup> U.S. Census Bureau American Community Survey, 2014

<sup>5</sup> Washington State Employment Security Department; U.S. BLS, Local Area Unemployment Statistics, 2016 (not seasonally-adjusted)

<sup>6</sup> Department of Early Learning & Washington State University, Washington State 2015 Child Care Survey

<sup>7</sup> Office of the Superintendent Public Instruction, Historical Comparison of Statewide School District Personnel, 2015-2016