

Child Care in Wahkiakum County



August 2016

Child Care Aware of Washington

Our mission is to **support families and caregivers, shape policy, and build communities** that promote the **learning and development of children and youth** throughout Washington State through a strong statewide network of local child care resource and referral programs.

Since 1989, our regional member programs and statewide Family Center have enhanced the quality of child care and helped families by:

- Delivering training, technical assistance, & consultation to child care providers
- Supplying families with consumer education & referrals for child care

(formerly the Washington State Child Care Resource & Referral Network)

Wahkiakum County

is served locally by

Child Care Aware of Southwest Washington

a program of

Educational Service District 112

2500 NE 65th Ave
Vancouver, WA 98661

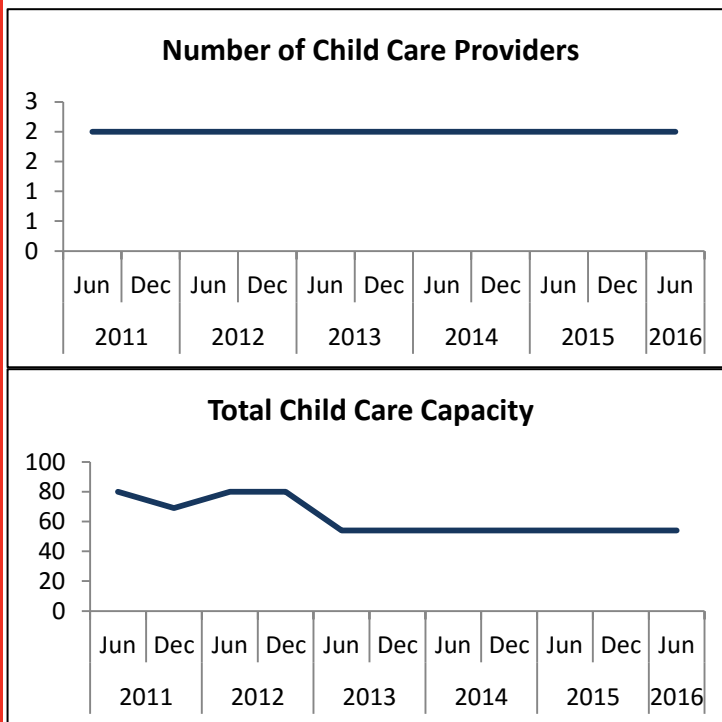
<http://web3.esd112.org/ccfs>

877.414.0071

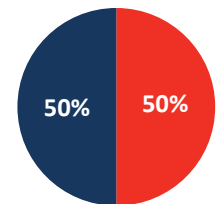
Trends in Child Care

In most parts of Washington, the number of child care providers declined from 2011-2013, but the number of providers and total capacity for children has stabilized in the last few years.

In Wahkiakum County, the number of child care providers has stayed the same at 2 with capacity for 80 children in 2011, to 2 providers with capacity for 54 children in June of 2016.*

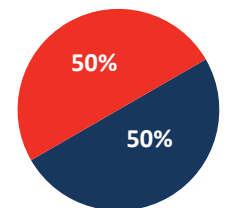


Child Care Provider Type



- Centers
- Family Child Care
- School Age Only

Acceptance of State Subsidy



- Accept
- Do not accept

Early Achievers

Early Achievers is Washington's **Quality Rating and Improvement System (QRIS)**, which gives training, technical assistance, coaching, awards, scholarships, and other benefits to child care providers **to improve the quality of their care.**

Statewide, 4,011 child care providers have joined since July 2012.

Approximately 50% of licensed child care providers in Wahkiakum County are enrolled in Early Achievers. Early Achievers provides families with valuable child care program quality information so they can make informed child care choices.

Early Achievers (QRIS) Participation

| | |
|------------------------------------|---------|
| Total | 1 |
| Child Care Centers | 1 |
| Family Child Care | 0 |
| Head Start & State Preschool Sites | 0 |
| Enrollment as of | 8/10/16 |

Demographics

Population¹

| | |
|------------------------------|-------|
| Total Population in 2015 | 3,980 |
| Change since 2011 | (20) |
| Children under 5 yrs | 145 |
| Children under 15 yrs | 526 |
| K-12 Enrollment ² | 453 |

Economics

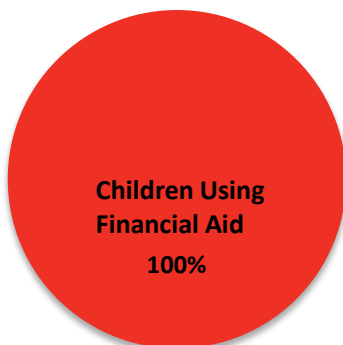
| | |
|-----------------------------------------------------------|---------------|
| % of children under 18 living in poverty ³ | 26.7% |
| % of children under 6 w/ all parents working ⁴ | 36.2 to 85.8% |
| Median Household Income ¹ | \$47,174 |
| Unemployment Rate ⁵ | 8.6% |

Helping Families Find Child Care in 2016

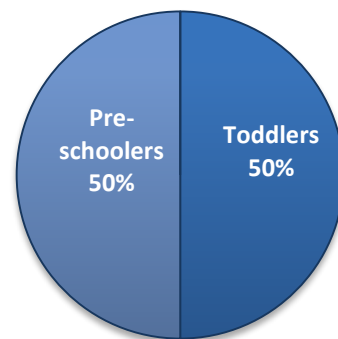
In FY2016, Child Care Aware of Washington programs helped 16,723 families find child care providers matching their unique needs.

In Wahkiakum County alone, we helped 1 families with 2 children in need of child care to search for matching providers 1 times.

Children Using Subsidies



Referral Demand by Child Age



Compensation in 2014

| Comparison of Average Annual Salary/Income ⁶ | |
|---------------------------------------------------------|----------|
| Child Care Center Teacher | \$24,900 |
| Child Care Center Director | \$30,288 |
| Family Child Care Provider (Gross Earnings) | \$42,191 |
| K-12 Teacher (Statewide) ⁷ | \$53,746 |

Contact Child Care Aware of Washington

1551 Broadway, Ste 300
Tacoma, WA 98402
866.416.4321

Monthly Cost of Child Care in 2016

| Centers | Median Cost | 75th Percentile Cost | State Subsidy Rate | Median Cost as a % of Median Income |
|------------|-------------|----------------------|--------------------|-------------------------------------|
| Infant | N/A | N/A | \$780 | N/A |
| Toddler | N/A | N/A | \$670 | N/A |
| Preschool | N/A | N/A | \$585 | N/A |
| School Age | N/A | N/A | \$572 | N/A |

| Family Child Care | Median Cost | 75th Percentile Cost | State Subsidy Rate | Median Cost as a % of Median Income |
|-------------------|-------------|----------------------|--------------------|-------------------------------------|
| Infant | N/A | N/A | \$708 | N/A |
| Toddler | N/A | N/A | \$616 | N/A |
| Preschool | N/A | N/A | \$578 | N/A |
| School Age | N/A | N/A | \$544 | N/A |

Data Sources:

Most data is from Child Care Aware of Washington. More data and full citations are available at <http://wa.childcareaware.org>.

*Includes licensed child care (centers and family child care) and exempt school-age programs only

¹ Washington State Office of Financial Management, 2015

² Office of the Superintendent Public Instruction, October Enrollment Report, 2015-2016

³ U.S. Census Bureau Small Area Income and Poverty Estimates, 2014

⁴ U.S. Census Bureau American Community Survey, 2014

⁵ Washington State Employment Security Department; U.S. BLS, Local Area Unemployment Statistics, 2016 (not seasonally-adjusted)

⁶ Department of Early Learning & Washington State University, Washington State 2015 Child Care Survey

Note: Child care provider income is regional data, not county-specific. Wahkiakum County is in DEL Region 6 which includes: Clallam, Clark, Cowlitz, Grays Hbr, Jefferson, Klickitat, Lewis, Mason, Pacific, Skamania, Thurston, Wahkiakum.

⁷ Office of the Superintendent Public Instruction, Historical Comparison of Statewide School District Personnel, 2015-2016

For more information, go to <http://wa.childcareaware.org>