



Child Care in Franklin County



January 2017

Child Care Aware of Washington

Child Care Aware of Washington provides thorough and independent information and support:

- For families seeking quality child care
- For child care programs seeking to improve quality and
- For effective policymaking

Since 1989, our regional member programs and statewide Family Center have enhanced the quality of child care and helped families by:

- Delivering training, technical assistance, & consultation to child care providers
- Supplying families with consumer education & referrals for child care

(formerly the Washington State Child Care Resource & Referral Network)

Franklin County

is served locally by

Child Care Aware of Eastern Washington

a program of

Community-Minded Enterprises

3307 E. 55th Ave.
Spokane, WA 99223

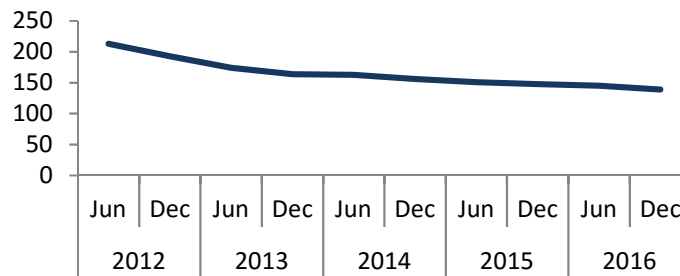
<http://community-minded.org/child-care>
800.446.2229

Trends in Child Care

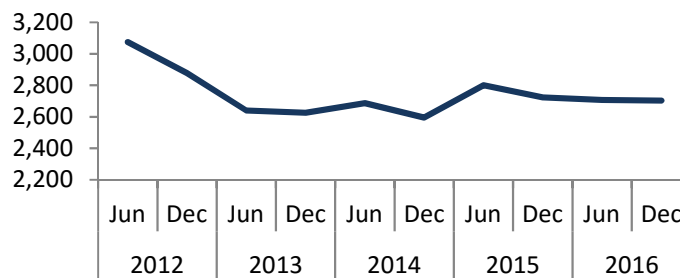
In most parts of Washington, the number of child care providers and capacity for children declined several years ago, but since 2013 the number of providers has become more stable.

In Franklin County, the number of child care providers has dropped from 213 with capacity for 3075 children in 2012, to 139 providers with capacity for 2704 children in December of 2016.*

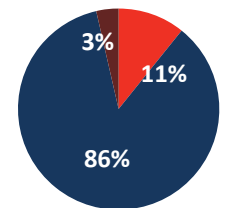
Number of Child Care Providers



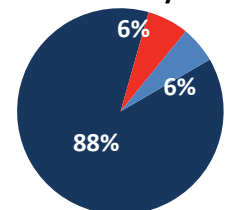
Total Child Care Capacity



Child Care Provider Type



State Subsidy



- Accept all ages
- Do not accept
- Accept school age only

Early Achievers

Early Achievers is Washington's **Quality Rating and Improvement System (QRIS)**, which gives training, technical assistance, coaching, awards, scholarships, and other benefits to child care providers **to improve the quality of their care.**

Statewide, 3,998 child care providers participate in Early Achievers.

Approximately 90% of licensed child care providers in Franklin County are enrolled in Early Achievers. Early Achievers provides families with valuable child care program quality information so they can make informed child care choices.

Early Achievers (QRIS) Participation

Total	135
Child Care Centers	11
Family Child Care	112
Head Start & State Preschool Sites	12
Enrollment as of	2/28/17

Demographics

Population¹

Total Population in 2016	88,670
Change since 2012	6,170
Children under 5 yrs	8,274
Children under 15 yrs	24,838
K-12 Enrollment ²	19,932

Economics

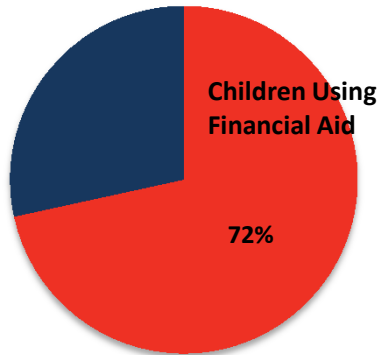
% of children under 18 living in poverty ³	21.3%
% of children under 6 w/ all parents working ⁴	52.6 to 64%
Median Household Income ¹	\$58,538
Unemployment Rate ⁵	7.5%

Helping Families Find Child Care in 2016

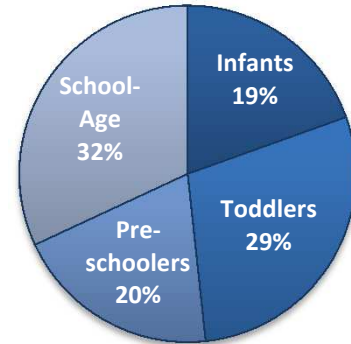
In 2016, Child Care Aware of Washington programs helped 15,753 families find child care providers matching their unique needs.

In Franklin County alone, we helped 230 families with 380 children in need of child care to search for matching providers 330 times.

Children Using Subsidies



Referral Demand by Child Age



Compensation in 2014

Comparison of Average Annual Salary/Income ⁶	
Child Care Center Teacher	\$24,900
Child Care Center Director	\$32,604
Family Child Care Provider (Gross Earnings)	\$30,022
K-12 Teacher (Statewide) ⁷	\$57,822

Monthly Cost of Child Care in 2016

Centers	Median Cost	75th Percentile Cost	State Subsidy Rate	Median Cost as a % of Median Income
Infant	\$901	\$938	\$703	18%
Toddler	\$758	\$802	\$586	16%
Preschool	\$650	\$681	\$544	13%
School Age	\$542	\$650	\$481	11%

Family Child Care	Median Cost	75th Percentile Cost	State Subsidy Rate	Median Cost as a % of Median Income
Infant	\$715	\$758	\$664	15%
Toddler	\$650	\$758	\$578	13%
Preschool	\$563	\$650	\$530	12%
School Age	\$542	\$607	\$487	11%

Contact Child Care Aware of Washington

1551 Broadway, Ste 300
Tacoma, WA 98402
866.416.4321

Data Sources:

Most data is from Child Care Aware of Washington. More data and full citations are available at <http://wa.childcareaware.org>.

*Includes licensed child care (centers and family child care) and exempt school-age programs only

¹ Washington State Office of Financial Management, 2016

² Office of the Superintendent Public Instruction, October Enrollment Report, 2016-2017

³ U.S. Census Bureau Small Area Income and Poverty Estimates, 2015

⁴ U.S. Census Bureau American Community Survey, 2015

⁵ Washington State Employment Security Department; U.S. BLS, Local Area Unemployment Statistics, 2016 (not seasonally-adjusted)

⁶ Department of Early Learning & Washington State University, Washington State 2015 Child Care Survey

Note: Child care provider income is regional data, not county-specific. Franklin County is in DEL Region 2 which includes: Benton, Columbia, Franklin, Kittitas, Walla Walla, Yakima.

⁷ Office of the Superintendent Public Instruction, Historical Comparison of Statewide School District Personnel, 2015-2016