

# Child Care in Pacific County



January 2017

## Child Care Aware of Washington

Child Care Aware of Washington provides thorough and independent information and support:

- For families seeking quality child care
- For child care programs seeking to improve quality and
- For effective policymaking

Since 1989, our regional member programs and statewide Family Center have enhanced the quality of child care and helped families by:

- Delivering training, technical assistance, & consultation to child care providers
- Supplying families with consumer education & referrals for child care

(formerly the Washington State Child Care Resource & Referral Network)

### Pacific County

is served locally by

### Child Care Aware of Southwest Washington

a program of

Educational Service District 112

2500 NE 65th Ave  
Vancouver, WA 98661

<http://web3.esd112.org/ccfs>

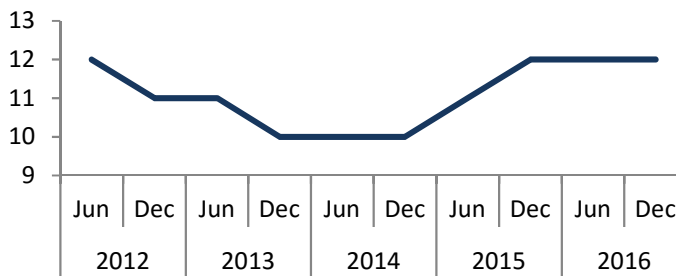
877.414.0071

## Trends in Child Care

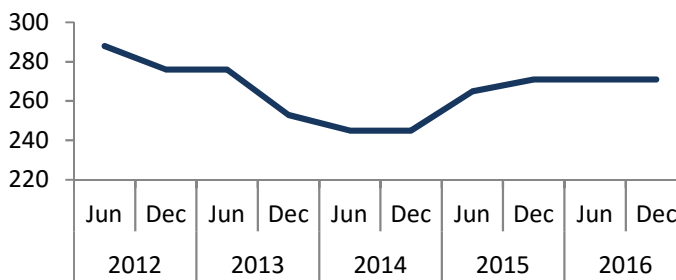
In most parts of Washington, the number of child care providers and capacity for children declined several years ago, but since 2013 the number of providers has become more stable.

In Pacific County, the number of child care providers has stayed the same from 12 with capacity for 288 children in 2012, to 12 providers with capacity for 271 children in December of 2016.\*

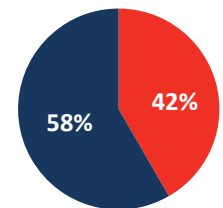
Number of Child Care Providers



Total Child Care Capacity

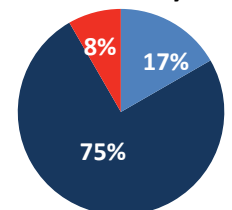


Child Care Provider Type



- Centers
- Family Child Care
- School Age Only

State Subsidy



- Accept all ages
- Do not accept
- Accept school age only

## Early Achievers

Early Achievers is Washington's **Quality Rating and Improvement System (QRIS)**, which gives training, technical assistance, coaching, awards, scholarships, and other benefits to child care providers **to improve the quality of their care.**

### Statewide, 3,998 child care providers participate in Early Achievers.

Approximately 73% of licensed child care providers in Pacific County are enrolled in Early Achievers. Early Achievers provides families with valuable child care program quality information so they can make informed child care choices.

### Early Achievers (QRIS) Participation

|                                    |         |
|------------------------------------|---------|
| Total                              | 12      |
| Child Care Centers                 | 3       |
| Family Child Care                  | 5       |
| Head Start & State Preschool Sites | 4       |
| Enrollment as of                   | 2/28/17 |

**Demographics**

**Population<sup>1</sup>**

|                              |        |
|------------------------------|--------|
| Total Population in 2016     | 21,180 |
| Change since 2012            | 210    |
| Children under 5 yrs         | 964    |
| Children under 15 yrs        | 2,969  |
| K-12 Enrollment <sup>2</sup> | 3,083  |

**Economics**

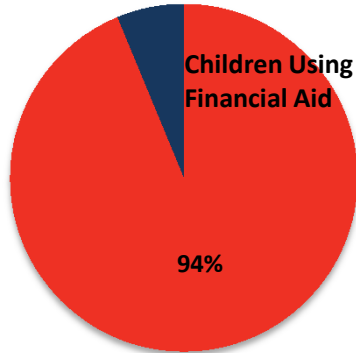
|   |               |
|---|---------------|
| % of children under 18 living in poverty <sup>3</sup>     | 25.8%         |
| % of children under 6 w/ all parents working <sup>4</sup> | 45.7 to 66.9% |
| Median Household Income <sup>1</sup>                      | \$40,449      |
| Unemployment Rate <sup>5</sup>                            | 8.3%          |

**Helping Families Find Child Care in 2016**

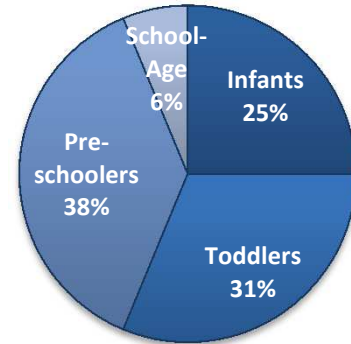
In 2016, Child Care Aware of Washington programs helped 15,753 families find child care providers matching their unique needs.

In Pacific County alone, we helped 11 families with 16 children in need of child care to search for matching providers 12 times.

**Children Using Subsidies**



**Referral Demand by Child Age**



**Compensation in 2014**

| Comparison of Average Annual Salary/Income <sup>6</sup> |          |
|---|----------|
| Child Care Center Teacher                               | \$24,900 |
| Child Care Center Director                              | \$30,288 |
| Family Child Care Provider (Gross Earnings)             | \$42,191 |
| K-12 Teacher (Statewide) <sup>7</sup>                   | \$57,822 |

**Monthly Cost of Child Care in 2016**

| Centers    | Median Cost | 75th Percentile Cost | State Subsidy Rate | Median Cost as a % of Median Income |
|------------|-------------|----------------------|--------------------|-------------------------------------|
| Infant     | \$585       | \$585                | \$780              | 17%                                 |
| Toddler    | \$607       | \$683                | \$670              | 18%                                 |
| Preschool  | \$520       | \$628                | \$585              | 15%                                 |
| School Age | \$520       | \$607                | \$572              | 15%                                 |

| Family Child Care | Median Cost | 75th Percentile Cost | State Subsidy Rate | Median Cost as a % of Median Income |
|-------------------|-------------|----------------------|--------------------|-------------------------------------|
| Infant            | \$618       | \$645                | \$708              | 18%                                 |
| Toddler           | \$542       | \$555                | \$616              | 16%                                 |
| Preschool         | \$542       | \$553                | \$578              | 16%                                 |
| School Age        | \$444       | \$504                | \$544              | 13%                                 |

**Contact Child Care Aware of Washington**

1551 Broadway, Ste 300  
Tacoma, WA 98402  
866.416.4321

Data Sources:

Most data is from Child Care Aware of Washington. More data and full citations are available at <http://wa.childcareaware.org>.

\*Includes licensed child care (centers and family child care) and exempt school-age programs only

<sup>1</sup> Washington State Office of Financial Management, 2016

<sup>2</sup> Office of the Superintendent Public Instruction, October Enrollment Report, 2016-2017

<sup>3</sup> U.S. Census Bureau Small Area Income and Poverty Estimates, 2015

<sup>4</sup> U.S. Census Bureau American Community Survey, 2015

<sup>5</sup> Washington State Employment Security Department; U.S. BLS, Local Area Unemployment Statistics, 2016 (not seasonally-adjusted)

<sup>6</sup> Department of Early Learning & Washington State University, Washington State 2015 Child Care Survey

Note: Child care provider income is regional data, not county-specific. Pacific County is in DEL Region 6 which includes: Clallam, Clark, Cowlitz, Grays Hbr, Jefferson, Klickitat, Lewis, Mason, Pacific, Skamania, Thurston, Wahkiakum.

<sup>7</sup> Office of the Superintendent Public Instruction, Historical Comparison of Statewide School District Personnel, 2015-2016