

# Child Care in Washington State



January 2017

## Child Care Aware of Washington

Child Care Aware of Washington provides thorough and independent information and support:

- For families seeking quality child care
- For child care programs seeking to improve quality and
- For effective policymaking

Since 1989, our regional member programs and statewide Family Center have enhanced the quality of child care and helped families by:

- Delivering training, technical assistance, & consultation to child care providers
- Supplying families with consumer education & referrals for child care

(formerly the Washington State Child Care Resource & Referral Network)

## Washington State

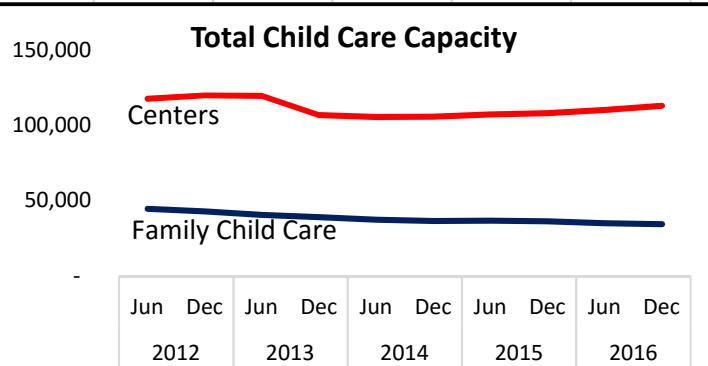
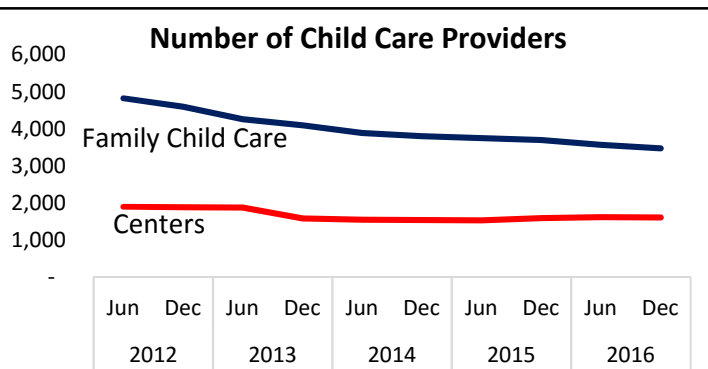
is served locally by six regions

- Child Care Aware of:
  - Central WA
  - Eastern WA
  - King & Pierce Counties
  - Northwest WA
  - Olympic Peninsula
  - Southwest WA

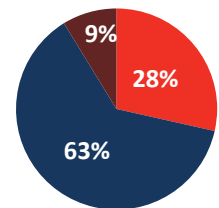
## Trends in Child Care

In most parts of Washington, the number of child care providers and capacity for children declined several years ago, but since 2013 the number of providers has become more stable.

In Washington State, the number of child care providers has dropped from 6,974 with capacity for 173,715 children in 2012, to 5,542 providers with capacity for 165,404 children in December of 2016.\*

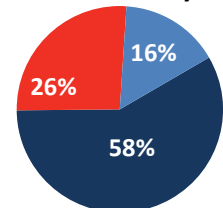


## Child Care Provider Type



- Centers
- Family Child Care
- School Age Only

## State Subsidy



- Accept all ages
- Do not accept
- Accept school age only

## Early Achievers

Early Achievers is Washington's **Quality Rating and Improvement System (QRIS)**, which gives training, technical assistance, coaching, awards, scholarships, and other benefits to child care providers **to improve the quality of their care.**

## Statewide, 3,998 child care providers participate in Early Achievers.

Approximately 71% of licensed child care providers in WA are enrolled in Early Achievers, serving 74,000 children\*. Early Achievers provides families with valuable child care program quality rating information so they can make informed child care choices.

## Early Achievers (QRIS) Participation

Total	3,998
Child Care Centers	1,170
Family Child Care	2,428
Head Start & State Preschool Sites	400
Enrollment :	2/28/2017

**Demographics**

**Population<sup>1</sup>**

Total Population in 2016	7,183,700
Change since 2012	365,930
Children under 5 yrs	447,765
Children under 15 yrs	1,353,835
K-12 Enrollment <sup>2</sup>	1,103,269

**Economics**

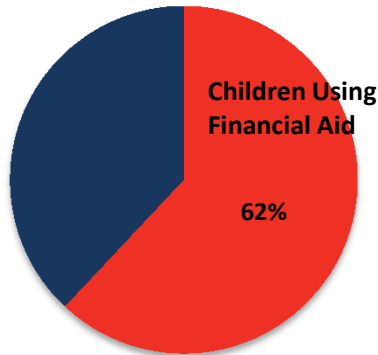
% of children under 18 living in poverty <sup>3</sup>	15.7%
% of children under 6 w/ all parents working <sup>4</sup>	58.9 to 60.1%
Median Household Income <sup>1</sup>	\$60,153
Unemployment Rate <sup>5</sup>	5.2%

**Helping Families Find Child Care in 2016**

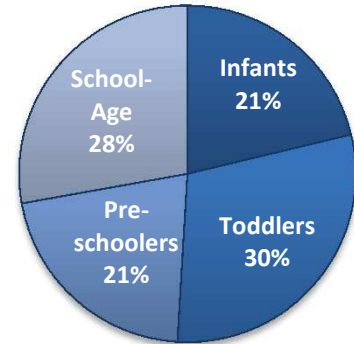
In 2016, Child Care Aware of Washington programs helped 15,753 families find child care providers matching their unique needs.

In Washington State, we helped 15,753 families with 22,408 children in need of child care to search for matching providers 22,087 times.

**Children Using Subsidies**



**Referral Demand by Child Age**



**Compensation in 2014**

Comparison of Average Annual Salary/Income <sup>6</sup>	
Child Care Center Teacher	\$26,676
Child Care Center Director	\$35,544
Family Child Care Provider (Gross Earnings)	\$37,203
K-12 Teacher <sup>7</sup>	\$57,822

**Monthly Cost of Child Care in 2016**

Centers	Median Cost	75th Percentile Cost	State Subsidy	Median Cost as a % of Median Income
Infant	\$1,053	\$1,335	Varies by Region	21%
Toddler	\$884	\$1,131		18%
Preschool	\$797	\$997		16%
School Age	\$520	\$650		10%

Family Child Care	Median Cost	75th Percentile Cost	State Subsidy Rate	Median Cost as a % of Median Income
Infant	\$802	\$958	Varies by Region	16%
Toddler	\$758	\$880		15%
Preschool	\$650	\$758		13%
School Age	\$466	\$624		9%

**Contact Child Care Aware of Washington**

1551 Broadway, Ste 300  
Tacoma, WA 98402  
866.416.4321

Data Sources:

Most data is from Child Care Aware of Washington. More data and full citations are available at <http://wa.childcareaware.org>.

\*Includes licensed child care (centers and family child care) and exempt school-age programs only

<sup>1</sup> Washington State Office of Financial Management, 2016

<sup>2</sup> Office of the Superintendent Public Instruction, October Enrollment Report, 2016-2016

<sup>3</sup> U.S. Census Bureau Small Area Income and Poverty Estimates, 2015

<sup>4</sup> U.S. Census Bureau American Community Survey, 2015

<sup>5</sup> Washington State Employment Security Department; U.S. BLS, Local Area Unemployment Statistics, 2016 (not seasonally-adjusted)

<sup>6</sup> Department of Early Learning & Washington State University, Washington State 2015 Child Care Survey

<sup>7</sup> Office of the Superintendent Public Instruction, Historical Comparison of Statewide School District Personnel, 2015-2016