



# Child Care in Clark County



January 2018

## Child Care Aware of Washington

Child Care Aware of Washington provides thorough and independent information and support:

- For families seeking quality child care
- For child care programs seeking to improve quality and
- For effective policymaking

Since 1989, our regional member programs and statewide Family Center have enhanced the quality of child care and helped families by:

- Delivering training, technical assistance, & consultation to child care providers
- Supplying families with consumer education & referrals for child care

(formerly the Washington State Child Care Resource & Referral Network)

### Clark County

is served locally by

### Child Care Aware of Southwest Washington

a program of

Educational Service District 112

2500 NE 65th Ave  
Vancouver, WA 98661

[www.esd112.org/ece/](http://www.esd112.org/ece/)

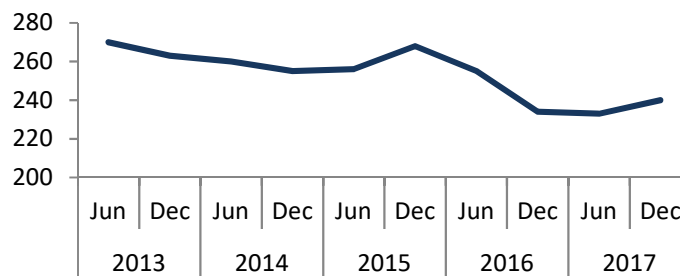
877.414.0071

## Trends in Child Care

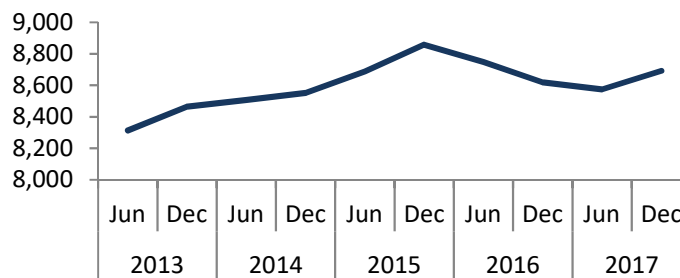
In most parts of Washington, the number of child care providers and capacity for children declined several years ago, but since 2013 the number of providers has become more stable.

In Clark County, the number of child care providers has dropped from 270 with capacity for 8313 children in 2013, to 240 providers with capacity for 8693 children in December of 2017.\*

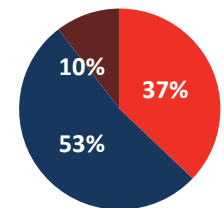
Number of Child Care Providers



Total Child Care Capacity

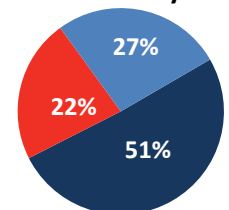


## Child Care Provider Type



- Centers
- Family Child Care
- School Age Only

## State Subsidy



- Accept all ages
- Do not accept
- Accept school age only

## Early Achievers

Early Achievers is Washington's **Quality Rating and Improvement System (QRIS)**, which gives training, technical assistance, coaching, awards, scholarships, and other benefits to child care providers **to improve the quality of their care.**

### Statewide, 3,921 child care providers participate in Early Achievers.

Approximately 61% of licensed child care providers in Clark County are enrolled in Early Achievers. Early Achievers provides families with valuable child care program quality information so they can make informed child care choices.

### Early Achievers (QRIS) Participation

Total	156
Child Care Centers	69
Family Child Care	59
Head Start & State Preschool Sites	28
Enrollment as of	3/8/18

**Demographics**

**Population<sup>1</sup>**

Total Population in 2017	471,000
Change since 2013	35,500
Children under 5 yrs	28,408
Children under 15 yrs	93,187
K-12 Enrollment <sup>2</sup>	79,852

**Economics**

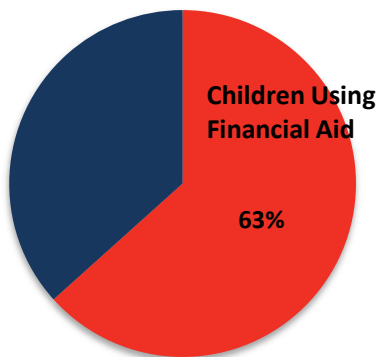
% of children under 18 living in poverty <sup>3</sup>	10.9%
% of children under 6 w/ all parents working <sup>4</sup>	55.9 to 60.1%
Median Household Income <sup>1</sup>	\$63,639
Unemployment Rate <sup>5</sup>	4.4%

**Helping Families Find Child Care in 2017**

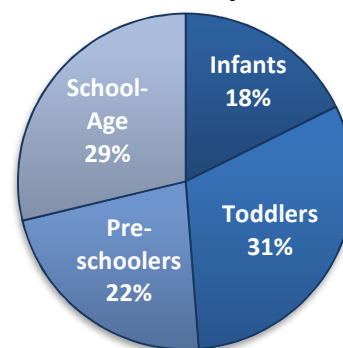
In 2017, Child Care Aware of Washington programs helped 14,456 families find child care providers matching their unique needs.

In Clark County alone, we helped 889 families with 1274 children in need of child care to search for matching providers 1148 times.

**Children Using Subsidies**



**Referral Demand by Child Age**



**Compensation in 2014**

Comparison of Average Annual Salary/Income <sup>6</sup>	
Child Care Center Teacher	\$24,900
Child Care Center Director	\$30,288
Family Child Care Provider (Gross Earnings)	\$42,191
K-12 Teacher (Statewide) <sup>7</sup>	\$58,821

**Contact Child Care Aware of Washington**

1001 Pacific Avenue Suite 400  
Tacoma, WA 98402  
253.533.6805

**Monthly Cost of Child Care in 2017**

Centers	Median Cost	75th Percentile Cost	State Subsidy Rate	Median Cost as a % of Median Income
Infant	\$1,105	\$1,230	\$986	21%
Toddler	\$932	\$1,079	\$822	18%
Preschool	\$797	\$932	\$710	15%
School Age	\$553	\$694	\$689	10%

Family Child Care	Median Cost	75th Percentile Cost	State Subsidy Rate	Median Cost as a % of Median Income
Infant	\$758	\$867	\$722	14%
Toddler	\$737	\$802	\$628	14%
Preschool	\$650	\$758	\$589	12%
School Age	\$433	\$542	\$555	8%

Data Sources:

Most data is from Child Care Aware of Washington. More data and full citations are available at <http://wa.childcareaware.org>.

\*Includes licensed child care (centers and family child care) and exempt school-age programs only

<sup>1</sup>Washington State Office of Financial Management, 2016

<sup>2</sup>Office of the Superintendent Public Instruction, October Enrollment Report, 2016-2017

<sup>3</sup>U.S. Census Bureau Small Area Income and Poverty Estimates, 2015

<sup>4</sup>U.S. Census Bureau American Community Survey, 2015

<sup>5</sup>Washington State Employment Security Department; U.S. BLS, Local Area Unemployment Statistics, 2016 (not seasonally-adjusted)

<sup>6</sup>Department of Early Learning & Washington State University, Washington State 2015 Child Care Survey

Note: Child care provider income is regional data, not county-specific. Clark County is in DEL Region 6 which includes: Clallam, Clark, Cowlitz, Grays Hbr, Jefferson, Klickitat, Lewis, Mason, Pacific, Skamania, Thurston, Wahkiakum.

<sup>7</sup>Office of the Superintendent Public Instruction, Historical Comparison of Statewide School District Personnel, 2016-2017