



Child Care in Grays Harbor County



January 2018

Child Care Aware of Washington

Child Care Aware of Washington provides thorough and independent information and support:

- For families seeking quality child care
- For child care programs seeking to improve quality and
 - For effective policymaking

Since 1989, our regional member programs and statewide Family Center have enhanced the quality of child care and helped families by:

- Delivering training, technical assistance, & consultation to child care providers
- Supplying families with consumer education & referrals for child care

(formerly the Washington State Child Care Resource & Referral Network)

Grays Harbor County

is served locally by

Child Care Aware of Olympic Peninsula

a program of

Child Care Action Council

PO Box 446

Olympia, WA 98507

<http://www.ccacwa.org/>

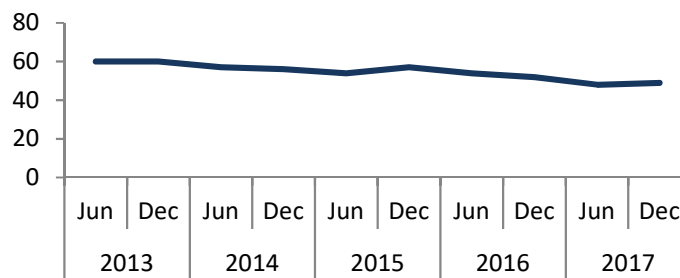
800.845.0956

Trends in Child Care

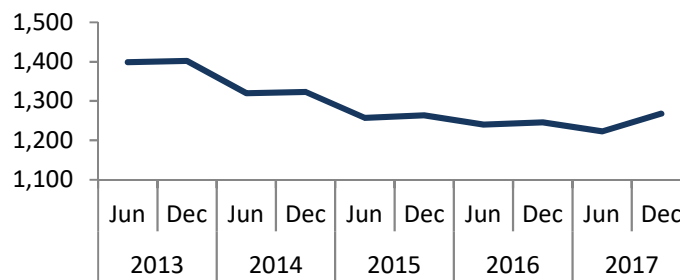
In most parts of Washington, the number of child care providers and capacity for children declined several years ago, but since 2013 the number of providers has become more stable.

In Grays Harbor County, the number of child care providers has dropped from 60 with capacity for 1399 children in 2013, to 49 providers with capacity for 1268 children in December of 2017.*

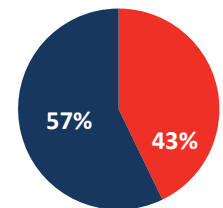
Number of Child Care Providers



Total Child Care Capacity

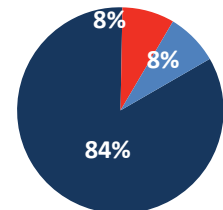


Child Care Provider Type



- Centers
- Family Child Care
- School Age Only

State Subsidy



- Accept all ages
- Do not accept
- Accept school age only

Early Achievers

Early Achievers is Washington's **Quality Rating and Improvement System (QRIS)**, which gives training, technical assistance, coaching, awards, scholarships, and other benefits to child care providers **to improve the quality of their care.**

Statewide, 3,921 child care providers participate in Early Achievers.

Approximately 88% of licensed child care providers in Grays Harbor County are enrolled in Early Achievers. Early Achievers provides families with valuable child care program quality information so they can make informed child care choices.

Early Achievers (QRIS) Participation

Total	57
Child Care Centers	20
Family Child Care	22
Head Start & State Preschool Sites	15
Enrollment as of	3/8/18

Demographics

Population¹

Total Population in 2017	72,970
Change since 2013	(230)
Children under 5 yrs	3,959
Children under 15 yrs	12,520
K-12 Enrollment ²	10,434

Economics

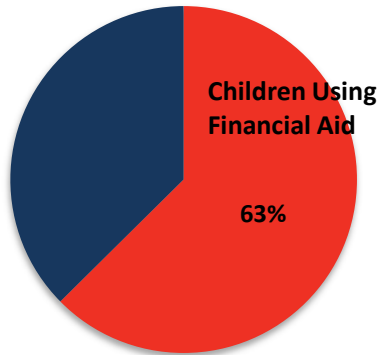
% of children under 18 living in poverty ³	22.8%
% of children under 6 w/ all parents working ⁴	65.3 to 76.1%
Median Household Income ¹	\$43,902
Unemployment Rate ⁵	6.2%

Helping Families Find Child Care in 2017

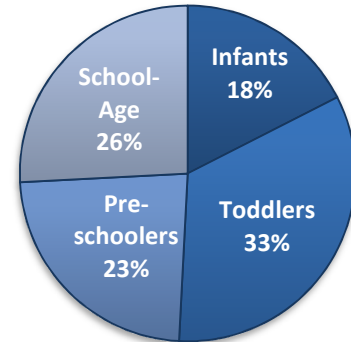
In 2017, Child Care Aware of Washington programs helped 14,456 families find child care providers matching their unique needs.

In Grays Harbor County alone, we helped 79 families with 123 children in need of child care to search for matching providers 103 times.

Children Using Subsidies



Referral Demand by Child Age



Compensation in 2014

Comparison of Average Annual Salary/Income ⁶	
Child Care Center Teacher	\$24,900
Child Care Center Director	\$30,288
Family Child Care Provider (Gross Earnings)	\$42,191
K-12 Teacher (Statewide) ⁷	\$58,821

Contact Child Care Aware of Washington

1001 Pacific Avenue Suite 400
Tacoma, WA 98402
253.533.6805

Monthly Cost of Child Care in 2017

Centers	Median Cost	75th Percentile Cost	State Subsidy Rate	Median Cost as a % of Median Income
Infant	\$706	\$737	\$827	19%
Toddler	\$613	\$650	\$710	17%
Preschool	\$559	\$572	\$620	15%
School Age	\$325	\$325	\$607	9%

Family Child Care	Median Cost	75th Percentile Cost	State Subsidy Rate	Median Cost as a % of Median Income
Infant	\$607	\$687	\$722	17%
Toddler	\$615	\$650	\$628	17%
Preschool	\$542	\$607	\$589	15%
School Age	\$325	\$433	\$555	9%

Data Sources:

Most data is from Child Care Aware of Washington. More data and full citations are available at <http://wa.childcareaware.org>.

*Includes licensed child care (centers and family child care) and exempt school-age programs only

¹Washington State Office of Financial Management, 2016

²Office of the Superintendent Public Instruction, October Enrollment Report, 2016-2017

³U.S. Census Bureau Small Area Income and Poverty Estimates, 2015

⁴U.S. Census Bureau American Community Survey, 2015

⁵Washington State Employment Security Department; U.S. BLS, Local Area Unemployment Statistics, 2016 (not seasonally-adjusted)

⁶Department of Early Learning & Washington State University, Washington State 2015 Child Care Survey

Note: Child care provider income is regional data, not county-specific. Grays Harbor County is in DEL Region 6 which includes: Clallam, Clark, Cowlitz, Grays Hbr, Jefferson, Klickitat, Lewis, Mason, Pacific, Skamania, Thurston, Wahkiakum.

⁷Office of the Superintendent Public Instruction, Historical Comparison of Statewide School District Personnel, 2016-2017