

Child Care in King County



January 2018

Child Care Aware of Washington

Child Care Aware of Washington provides thorough and independent information and support:

- For families seeking quality child care
- For child care programs seeking to improve quality and
- For effective policymaking

Since 1989, our regional member programs and statewide Family Center have enhanced the quality of child care and helped families by:

- Delivering training, technical assistance, & consultation to child care providers
- Supplying families with consumer education & referrals for child care

(formerly the Washington State Child Care Resource & Referral Network)

King County

is served locally by

Child Care Aware of King County

a program of
Child Care Resources

1225 S Weller, Ste 300
Seattle, WA 98144

<http://www.childcare.org/>

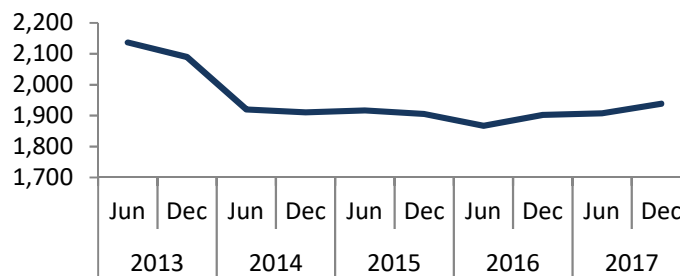
877.543.0059

Trends in Child Care

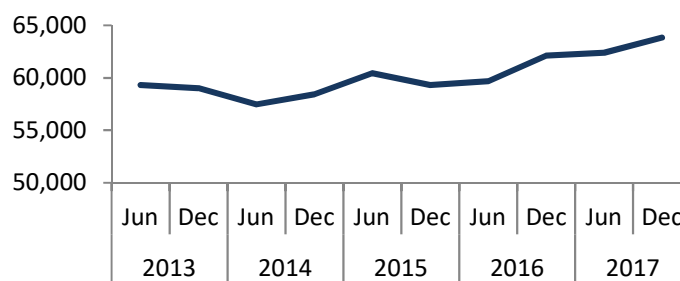
In most parts of Washington, the number of child care providers and capacity for children declined several years ago, but since 2013 the number of providers has become more stable.

In King County, the number of child care providers has dropped from 2,137 with capacity for 59,316 children in 2013, to 1,939 providers with capacity for 63,846 children in December of 2017.*

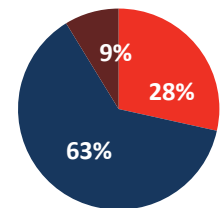
Number of Child Care Providers



Total Child Care Capacity

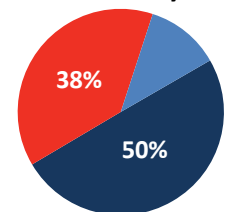


Child Care Provider Type



- Centers
- Family Child Care
- School Age Only

State Subsidy



- Accept all ages
- Do not accept
- Accept school age only

Early Achievers

Early Achievers is Washington's **Quality Rating and Improvement System (QRIS)**, which gives training, technical assistance, coaching, awards, scholarships, and other benefits to child care providers **to improve the quality of their care.**

Statewide, 3,921 child care providers participate in Early Achievers.

Approximately 67% of licensed child care providers in King County are enrolled in Early Achievers. Early Achievers provides families with valuable child care program quality information so they can make informed child care choices.

Early Achievers (QRIS) Participation

Total	1242
Child Care Centers	345
Family Child Care	843
Head Start & State Preschool Sites	54
Enrollment as of	3/8/18

Demographics

Population¹

Total Population in 2017	2,153,700
Change since 2013	171,800
Children under 5 yrs	127,540
Children under 15 yrs	375,963
K-12 Enrollment ²	292,324

Economics

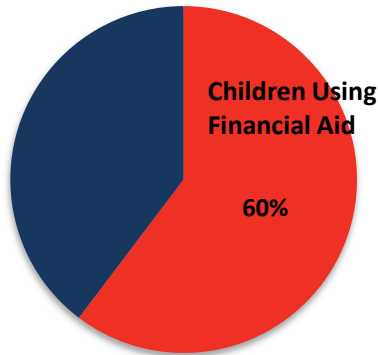
% of children under 18 living in poverty ³	10.6%
% of children under 6 w/ all parents working ⁴	58.3 to 60.3%
Median Household Income ¹	\$80,998
Unemployment Rate ⁵	3.9%

Helping Families Find Child Care in 2017

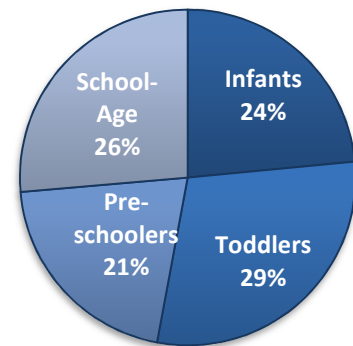
In 2017, Child Care Aware of Washington programs helped 14,456 families find child care providers matching their unique needs.

In King County alone, we helped 5,078 families with 6,926 children in need of child care to search for matching providers 7,670 times.

Children Using Subsidies



Referral Demand by Child Age



Compensation in 2014

Comparison of Average Annual Salary/Income ⁶	
Child Care Center Teacher	\$30,444
Child Care Center Director	\$43,032
Family Child Care Provider (Gross Earnings)	\$43,010
K-12 Teacher (Statewide) ⁷	\$58,821

Contact Child Care Aware of Washington

1001 Pacific Avenue Suite 400
Tacoma, WA 98402
253.533.6805

Monthly Cost of Child Care in 2017

Centers	Median Cost	75th Percentile Cost	State Subsidy Rate	Median Cost as a % of Median Income
Infant	\$1,499	\$1,830	\$1,147	22%
Toddler	\$1,339	\$1,602	\$958	20%
Preschool	\$1,122	\$1,339	\$804	17%
School Age	\$628	\$715	\$724	9%

Family Child Care	Median Cost	75th Percentile Cost	State Subsidy Rate	Median Cost as a % of Median Income
Infant	\$1,083	\$1,196	\$1,178	16%
Toddler	\$962	\$1,105	\$982	14%
Preschool	\$867	\$997	\$884	13%
School Age	\$542	\$672	\$700	8%

Data Sources:

Most data is from Child Care Aware of Washington. More data and full citations are available at <http://wa.childcareaware.org>.

*Includes licensed child care (centers and family child care) and exempt school-age programs only

¹ Washington State Office of Financial Management, 2016

² Office of the Superintendent Public Instruction, October Enrollment Report, 2016-2017

³ U.S. Census Bureau Small Area Income and Poverty Estimates, 2015

⁴ U.S. Census Bureau American Community Survey, 2015

⁵ Washington State Employment Security Department; U.S. BLS, Local Area Unemployment Statistics, 2016 (not seasonally-adjusted)

⁶ Department of Early Learning & Washington State University, Washington State 2015 Child Care Survey

Note: Child care provider income is regional data, not county-specific. King County is in DEL Region 4 which includes: King.

⁷ Office of the Superintendent Public Instruction, Historical Comparison of Statewide School District Personnel, 2016-2017

For more information, go to <http://wa.childcareaware.org>