

# Child Care in Washington State



January 2018

## Child Care Aware of Washington

Child Care Aware of Washington provides thorough and independent information and support:

- For families seeking quality child care
- For child care programs seeking to improve quality and
- For effective policymaking

Since 1989, our regional member programs and statewide Family Center have enhanced the quality of child care and helped families by:

- Delivering training, technical assistance, & consultation to child care providers
- Supplying families with consumer education & referrals for child care

(formerly the Washington State Child Care Resource & Referral Network)

## Washington State

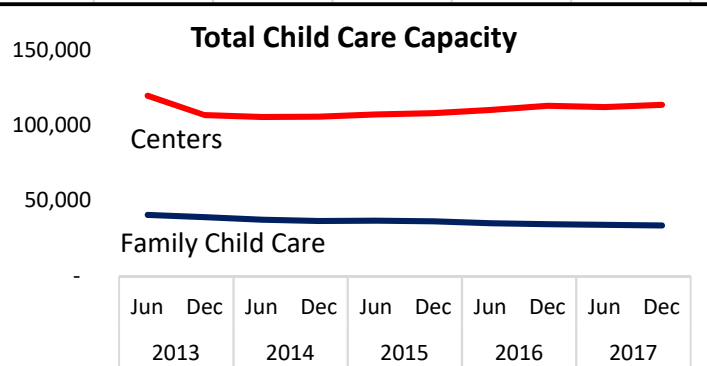
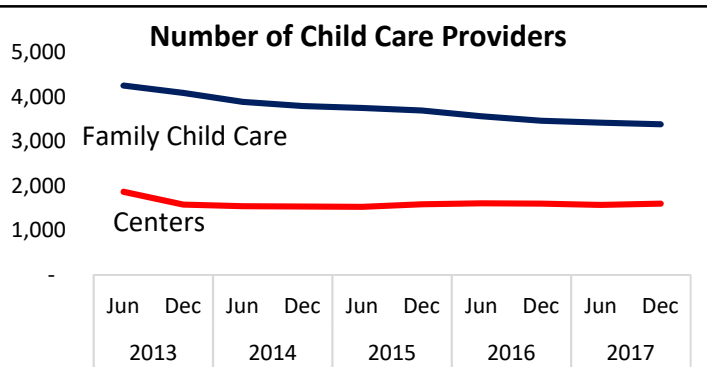
is served locally by six regions

- Child Care Aware of:
  - Central WA
  - Eastern WA
  - King & Pierce Counties
  - Northwest WA
  - Olympic Peninsula
  - Southwest WA

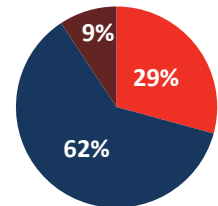
## Trends in Child Care

In most parts of Washington, the number of child care providers and capacity for children declined several years ago, but since 2013 the number of providers has become more stable.

In Washington State, the number of child care providers has dropped from 6,300 with capacity for 166,805 children in 2013, to 5,488 providers with capacity for 169,464 children in December of 2017.\*

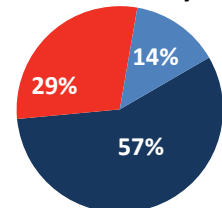


## Child Care Provider Type



- Centers
- Family Child Care
- School Age Only

## State Subsidy



- Accept all ages
- Do not accept
- Accept school age only

## Early Achievers

Early Achievers is Washington's **Quality Rating and Improvement System (QRIS)**, which gives training, technical assistance, coaching, awards, scholarships, and other benefits to child care providers **to improve the quality of their care.**

## Statewide, 3,921 child care providers participate in Early Achievers.

Approximately 70% of licensed child care providers in WA are enrolled in Early Achievers, serving 73,000 children\*. Early Achievers provides families with valuable child care program quality rating information so they can make informed child care choices.

## Early Achievers (QRIS) Participation

Total	3,921
Child Care Centers	1,164
Family Child Care	2,357
Head Start & State Preschool Sites	400
Enrollment :	3/8/2018

**Demographics**

**Population<sup>1</sup>**

Total Population in 2017	7,310,300
Change since 2013	427,900
Children under 5 yrs	454,134
Children under 15 yrs	1,376,906
K-12 Enrollment <sup>2</sup>	1,116,599

**Economics**

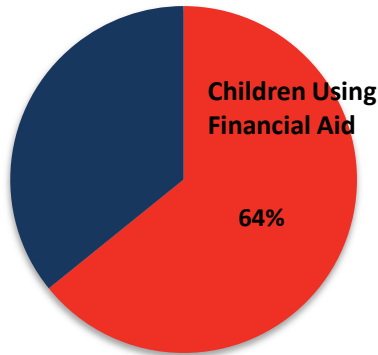
% of children under 18 living in poverty <sup>3</sup>	13.9%
% of children under 6 w/ all parents working <sup>4</sup>	58.5 to 59.7%
Median Household Income <sup>1</sup>	\$63,439
Unemployment Rate <sup>5</sup>	4.4%

**Helping Families Find Child Care in 2017**

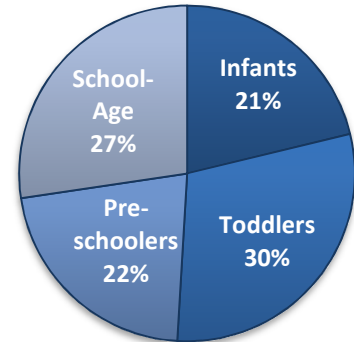
In 2017, Child Care Aware of Washington programs helped 14,456 families find child care providers matching their unique needs.

In Washington State, we helped 14,456 families with 20,497 children in need of child care to search for matching providers 20,302 times.

**Children Using Subsidies**



**Referral Demand by Child Age**



**Compensation in 2014**

Comparison of Average Annual Salary/Income <sup>6</sup>	
Child Care Center Teacher	\$26,676
Child Care Center Director	\$35,544
Family Child Care Provider (Gross Earnings)	\$37,203
K-12 Teacher <sup>7</sup>	\$58,821

**Contact Child Care Aware of Washington**

1001 Pacific Avenue Suite 400  
Tacoma, WA 98402  
253.533.6805

**Monthly Cost of Child Care in 2017**

Centers	Median Cost	75th Percentile Cost	State Subsidy	Median Cost as a % of Median Income
Infant	\$1,101	\$1,387	Varies by Region	21%
Toddler	\$936	\$1,205		18%
Preschool	\$832	\$1,049		16%
School Age	\$507	\$637		10%

Family Child Care	Median Cost	75th Percentile Cost	State Subsidy Rate	Median Cost as a % of Median Income
Infant	\$867	\$997	Varies by Region	16%
Toddler	\$780	\$949		15%
Preschool	\$676	\$845		13%
School Age	\$433	\$585		8%

Data Sources:

Most data is from Child Care Aware of Washington. More data and full citations are available at <http://wa.childcareaware.org>.

\*Includes licensed child care (centers and family child care) and exempt school-age programs only

<sup>1</sup> Washington State Office of Financial Management, 2016

<sup>2</sup> Office of the Superintendent Public Instruction, October Enrollment Report, 2016-2016

<sup>3</sup> U.S. Census Bureau Small Area Income and Poverty Estimates, 2015

<sup>4</sup> U.S. Census Bureau American Community Survey, 2015

<sup>5</sup> Washington State Employment Security Department; U.S. BLS, Local Area Unemployment Statistics, 2016 (not seasonally-adjusted)

<sup>6</sup> Department of Early Learning & Washington State University, Washington State 2015 Child Care Survey

<sup>7</sup> Office of the Superintendent Public Instruction, Historical Comparison of Statewide School District Personnel, 2016-2017