

Child Care in Grays Harbor County



January 2021

In most parts of Washington, the number of child care providers declined from 2008-2013, becoming more stable from 2014-2020 although still in decline at a lesser rate. Capacity for children declined from 2008-2013, however due to more family child care closures than center-based care, capacity has risen from 2014-2019. There is a dip in number of providers and capacity in 2020. This may be understated because as of June 2020, 27% of child care capacity was temporarily closed due to COVID and based on our surveys of child care providers, some of these sites will not re-open.

Child Care Aware of Washington

Child Care Aware of Washington provides thorough and independent information and support:

- For families seeking quality child care
- For child care programs seeking to improve quality and
 - For effective policymaking

Since 1989, our regional member programs and statewide Family Center have enhanced the quality of child care and helped families by:

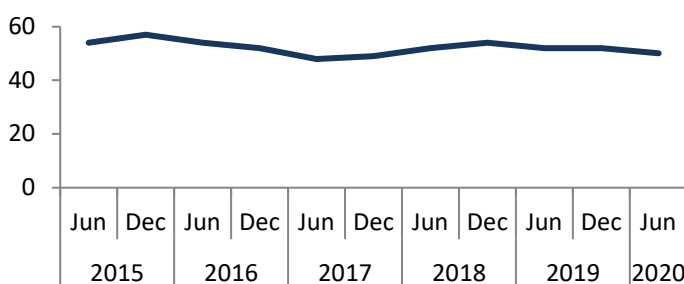
- Delivering training, technical assistance, & consultation to child care providers
- Supplying families with consumer education & referrals for child care

Grays Harbor County

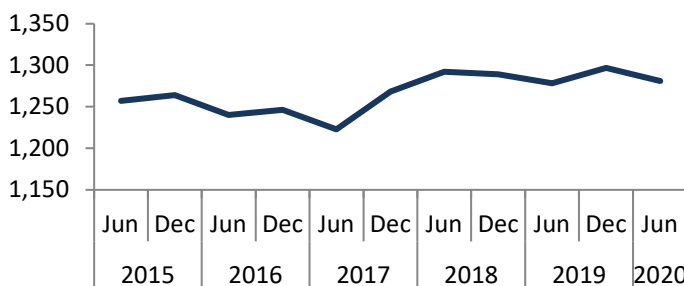
is served locally by
Child Care Aware of Olympic Peninsula
a program of
Child Care Action Council
PO Box 446
<http://www.ccacwa.org/>
800.845.0956

In Grays Harbor County, the number of child care providers has dropped from 54 with capacity for 1257 children in 2015, to 50 providers with capacity for 1281 children in June of 2020.*

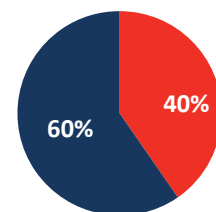
Number of Child Care Providers



Total Child Care Capacity

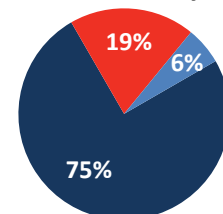


Child Care Provider Type



- Centers
- Family Child Care
- School Age Only

State Subsidy



- Accept all ages
- Do not accept
- Accept school age only

Early Achievers

Early Achievers is Washington's **Quality Rating and Improvement System (QRIS)**, which gives training, technical assistance, coaching, awards, scholarships, and other benefits to child care providers **to improve the quality of their care.**

Statewide, 3,831 child care providers participate in Early Achievers.

Approximately 86% of licensed child care providers in Grays Harbor County are enrolled in Early Achievers. Early Achievers provides families with valuable child care program quality information so they can make informed child care choices.

Early Achievers (QRIS) Participation

Total	53
Child Care Centers	21
Family Child Care	21
Head Start & State Preschool Sites	11
Enrollment as of	9/14/20

Demographics

Population¹

Total Population in 2019	74,160
Change since 2015	1,050
Children under 5 yrs	3,849
Children under 15 yrs	13,492
K-12 Enrollment ²	10,434

Economics

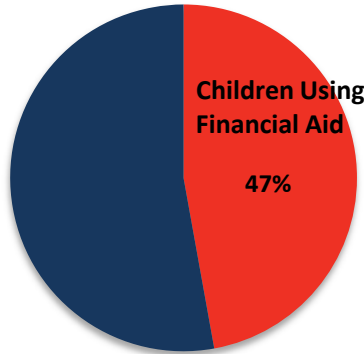
% of children under 18 living in poverty ³	23.8%
% of children under 6 w/ all parents working ⁴	61.2 to 67.6%
Median Household Income ¹	\$43,540
Unemployment Rate ⁵	12.2%

Helping Families Find Child Care in 2019

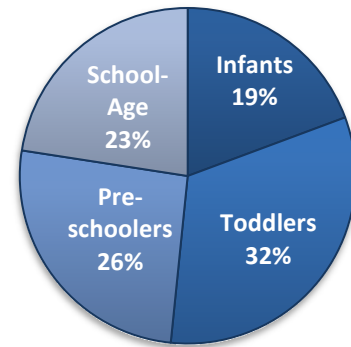
In 2019, Child Care Aware of Washington programs helped 9,759 families find child care providers matching their unique needs.

In Grays Harbor County alone, we helped 90 families with 123 children in need of child care to search for matching providers 112 times.

Children Using Subsidies



Referral Demand by Child Age



Compensation in 2018

Comparison of Average Annual Salary/Income ⁶	
Child Care Center Teacher	\$24,000
Child Care Center Director	\$39,384
Family Child Care Provider (Gross Earnings)	\$29,352
K-12 Teacher (Statewide) ⁷	\$72,915

Contact Child Care Aware of Washington

1001 Pacific Avenue Suite 400
Tacoma, WA 98402
253.533.6805

Monthly Cost of Child Care in 2019

Centers	Median Cost	75th Percentile Cost	State Subsidy Rate	Median Cost as a % of Median Income
Infant	\$706	\$737	\$1,005	19%
Toddler	\$650	\$693	\$884	18%
Preschool	\$563	\$607	\$770	16%
School Age	\$325	\$390	\$607	9%

Family Child Care	Median Cost	75th Percentile Cost	State Subsidy Rate	Median Cost as a % of Median Income
Infant	\$607	\$650	\$735	17%
Toddler	\$607	\$709	\$735	17%
Preschool	\$542	\$631	\$616	15%
School Age	\$325	\$520	\$561	9%

Data Sources:

Most data is from Child Care Aware of Washington. More data and full citations are available at <http://wa.childcareaware.org>.

*Includes licensed child care (centers and family child care) and exempt school-age programs only

¹ Washington State Office of Financial Management, 2019

² Office of the Superintendent Public Instruction, October Enrollment Report, 2017-2018

³ U.S. Census Bureau Small Area Income and Poverty Estimates, 2018

⁴ U.S. Census Bureau American Community Survey, 2018

⁵ Washington State Employment Security Department; U.S. BLS, Local Area Unemployment Statistics, 2020 (not seasonally-adjusted)

⁶ Department of Early Learning & Washington State University, Washington State 2018 Child Care Survey

Note: Child care provider income is regional data, not county-specific. Grays Harbor County is in DEL Region 6 which includes: Clallam, Clark, Cowlitz, Grays Hbr, Jefferson, Klickitat, Lewis, Mason, Pacific, Skamania, Thurston, Wahkiakum.

⁷ Office of the Superintendent Public Instruction, Historical Comparison of Statewide School District Personnel, 2017-2018