

Child Care in Washington State



January 2021

In most parts of Washington, the number of child care providers declined from 2008-2013, becoming more stable from 2014-2020 although still in decline at a lesser rate. Capacity for children declined from 2008-2013, however due to more family child care closures than center-based care, capacity has risen from 2014-2019. There is a dip in number of providers and capacity in 2020. This may be understated because as of June 2020, 27% of child care capacity was temporarily closed due to COVID and based on our surveys of child care providers, some of these site will not re-open.

Child Care Aware of Washington

Child Care Aware of Washington provides thorough and independent information and support:

- For families seeking quality child care
- For child care programs seeking to improve quality and
- For effective policymaking

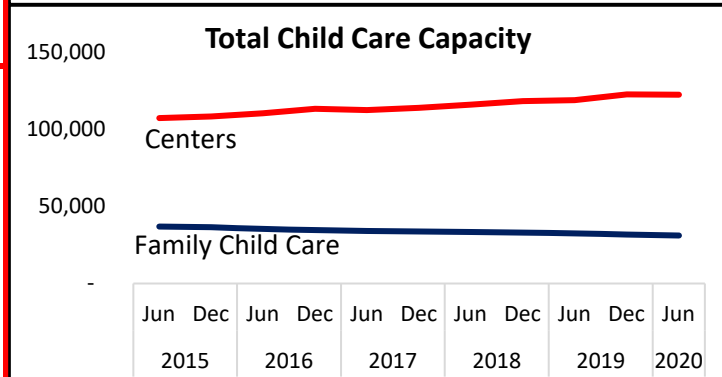
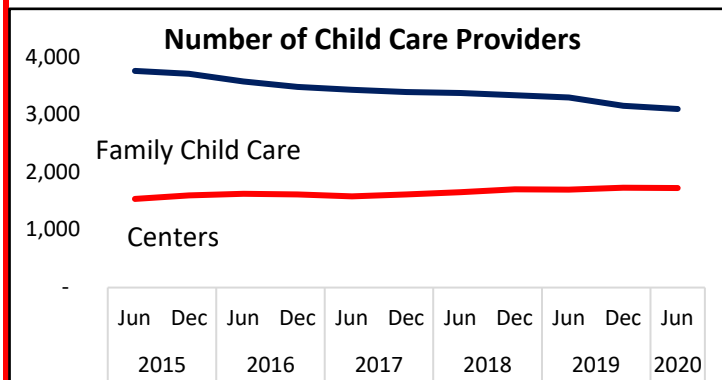
Since 1989, our regional member programs and statewide Family Center have enhanced the quality of child care and helped families by:

- Delivering training, technical assistance, & consultation to child care providers
- Supplying families with consumer education & referrals for child care

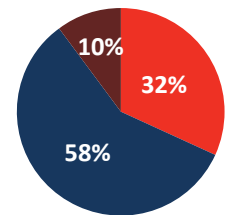
Washington State

is served locally by six regions
 Child Care Aware of:
 Central WA
 Eastern WA
 King & Pierce Counties
 Northwest WA
 Olympic Peninsula
 Southwest WA

In Washington State, the number of child care providers has dropped from 5,793 with capacity for 166,834 children in 2015, to 5,376 providers with capacity for 184,965 children in June of 2020.*

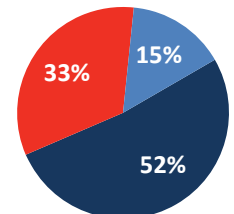


Child Care Provider Type



- Centers
- Family Child Care
- School Age Only

State Subsidy



- Accept all ages
- Do not accept
- Accept school age only

Early Achievers

Early Achievers is Washington's **Quality Rating and Improvement System (QRIS)**, which gives training, technical assistance, coaching, awards, scholarships, and other benefits to child care providers **to improve the quality of their care.**

Statewide, 3,831 child care providers participate in Early Achievers.

Approximately 71% of licensed child care providers in WA are enrolled in Early Achievers, serving 76,000 children*. Early Achievers provides families with valuable child care program quality rating information so they can make informed child care choices.

Early Achievers (QRIS) Participation

Total	3,831
Child Care Centers	1,181
Family Child Care	2,245
Head Start & State Preschool Sites	405
Enrollment :	9/14/2020

Demographics

Population¹

Total Population in 2019	7,546,410
Change since 2015	485,000
Children under 5 yrs	453,551
Children under 15 yrs	1,424,785
K-12 Enrollment ²	1,116,599

Economics

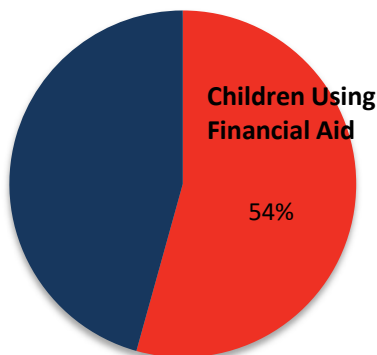
% of children under 18 living in poverty ³	12.6%
% of children under 6 w/ all parents working ⁴	56.8 to 63%
Median Household Income ¹	\$73,294
Unemployment Rate ⁵	9.9%

Helping Families Find Child Care in 2019

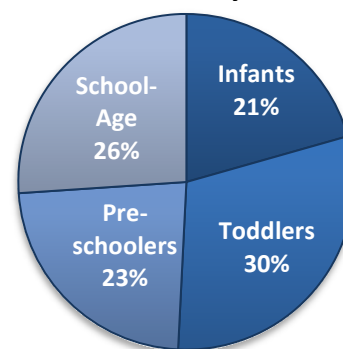
In 2019, Child Care Aware of Washington programs helped 9,759 families find child care providers matching their unique needs.

In Washington State, we helped 9,759 families with 20,111 children in need of child care to search for matching providers 18,983 times.

Children Using Subsidies



Referral Demand by Child Age



Compensation in 2018

Comparison of Average Annual Salary/Income ⁶	
Child Care Center Teacher	\$29,604
Child Care Center Director	\$40,248
Family Child Care Provider (Gross Earnings)	\$31,884
K-12 Teacher ⁷	\$72,915

Monthly Cost of Child Care in 2019

Centers	Median Cost	75th Percentile Cost	State Subsidy	Median Cost as a % of Median Income
Infant	\$1,211	\$1,525	Varies by Region	20%
Toddler	\$1,040	\$1,332		17%
Preschool	\$923	\$1,200		15%
School Age	\$550	\$711		9%

Family Child Care	Median Cost	75th Percentile Cost	State Subsidy Rate	Median Cost as a % of Median Income
Infant	\$920	\$1,178	Varies by Region	15%
Toddler	\$840	\$982		14%
Preschool	\$758	\$886		12%
School Age	\$433	\$607		7%

Contact Child Care Aware of Washington
 1001 Pacific Avenue Suite 400
 Tacoma, WA 98402
 253.533.6805

Data Sources:

Most data is from Child Care Aware of Washington. More data and full citations are available at <http://wa.childcareaware.org>.

*Includes licensed child care (centers and family child care) and exempt school-age programs only

¹ Washington State Office of Financial Management, 2019

² Office of the Superintendent Public Instruction, October Enrollment Report, 2017-2018

³ U.S. Census Bureau Small Area Income and Poverty Estimates, 2018

⁴ U.S. Census Bureau American Community Survey, 2018

⁵ Washington State Employment Security Department; U.S. BLS, Local Area Unemployment Statistics, 2020 (not seasonally-adjusted)

⁶ Department of Early Learning Washington State 2018 Child Care Survey

⁷ Office of the Superintendent Public Instruction, Historical Comparison of Statewide School District Personnel, 2017-2018

For more information, go to <http://wa.childcareaware.org>