

Child Care in Chelan County



April 2022

In most parts of Washington, the number of child care providers declined from 2008-2013, becoming more stable from 2014-2020 although still in decline at a lesser rate. Capacity for children declined from 2008-2013, however due to more family child care closures than center-based care, capacity has risen from 2014-2019. Since the pandemic there has been a net loss of nearly 150 providers and around 1,500 slots. This decline has disproportionately impacted communities based on location. In the net loss of providers, nearly 40% are center-based, representing 60% of the capacity lost.

Child Care Aware of Washington

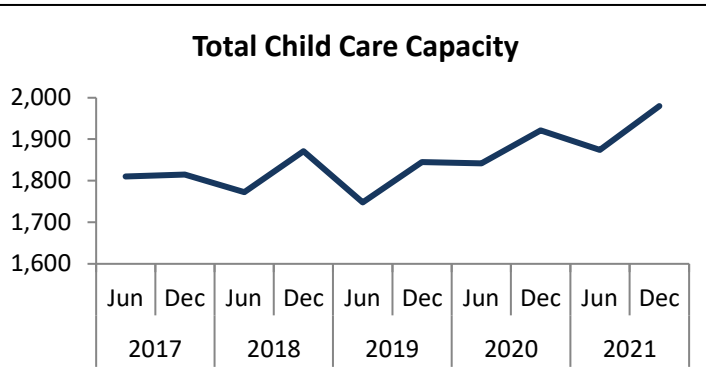
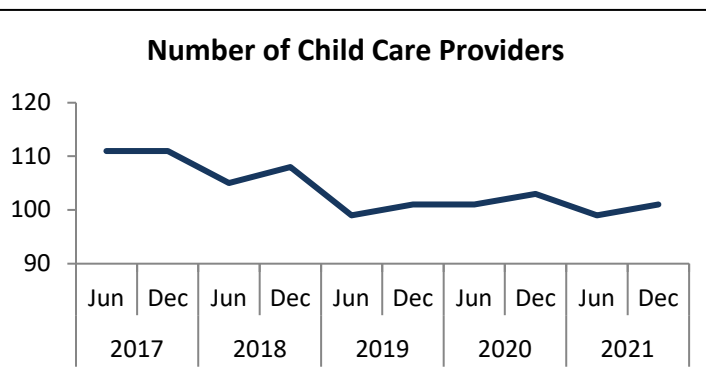
Child Care Aware of Washington provides thorough and independent information and support:

- For families seeking quality child care
- For child care programs seeking to improve quality and
 - For effective policymaking

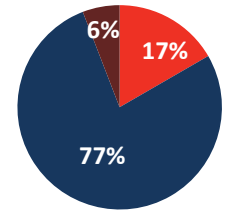
Since 1989, our regional member programs and statewide Family Center have enhanced the quality of child care and helped families by:

- Delivering training, technical assistance, & consultation to child care providers
- Supplying families with consumer education & referrals for child care

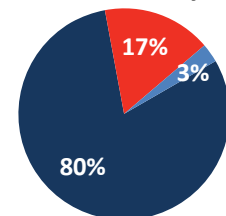
In Chelan County, the number of child care providers has dropped from 111 with capacity for 1,810 children in 2017, to 101 providers with capacity for 1,980 children in December of 2021.*



Child Care Provider Type



State Subsidy



- Accept all ages
- Do not accept
- Accept school age only

Early Achievers

Early Achievers is Washington's **Quality Rating and Improvement System (QRIS)**, which gives training, technical assistance, coaching, awards, scholarships, and other benefits to child care providers **to improve the quality of their care.**

Statewide, 3,926 child care providers participate in Early Achievers.

Approximately 85% of licensed child care providers in Chelan County are enrolled in Early Achievers. Early Achievers provides families with valuable child care program quality information so they can make informed child care choices.

Early Achievers (QRIS) Participation

Total	86
Child Care Centers	10
Family Child Care	72
Head Start & State Preschool Sites	4
Enrollment as of	12/1/21

Chelan County

is served locally by
Child Care Aware of Central Washington
a program of
Catholic Charities
5301 Tieton Dr.
<http://catholiccharitiescw.org>
877.965.7109

Demographics

Population¹

Total Population in 2020	79,660
Change since 2015	4,630
Children under 5 yrs	4,606
Children under 15 yrs	15,330
K-12 Enrollment ²	12,974

Economics

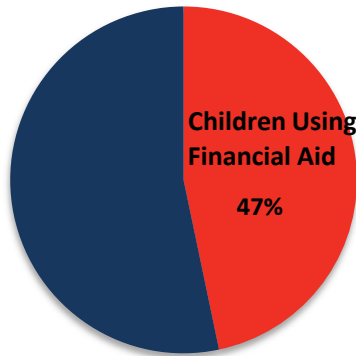
% of children under 18 living in poverty ³	16.4%
% of children under 6 w/ all parents working ⁴	65. to 70.4%
Median Household Income ¹	\$63,501
Unemployment Rate ⁵	5.0%

Helping Families Find Child Care in 2021

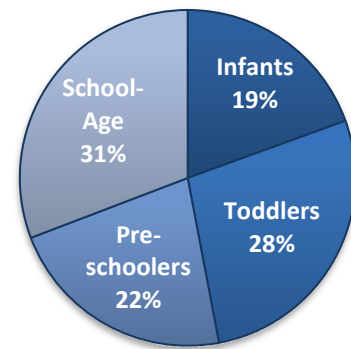
In 2021, Child Care Aware of Washington programs helped 12,580 families find child care providers matching their unique needs.

In Chelan County alone, we helped 122 families with 182 children in need of child care to search for matching providers 184 times.

Children Using Subsidies



Referral Demand by Child Age



Compensation in 2018

Comparison of Average Annual Salary/Income ⁶	
Child Care Center Teacher	\$25,800
Child Care Center Director	\$35,616
Family Child Care Provider (Gross Earnings)	\$33,660
K-12 Teacher (Statewide) ⁷	\$79,524

Contact Child Care Aware of Washington

1001 Pacific Avenue Suite 400
Tacoma, WA 98402
253.383.1735

Monthly Cost of Child Care in 2021

Centers	Median Cost	75th Percentile Cost	State Subsidy Rate	Median Cost as a % of Median Income
Infant	\$975	\$1,148	\$897	18%
Toddler	\$825	\$888	\$813	16%
Preschool	\$808	\$863	\$741	15%
School Age	\$595	\$980	\$731	11%

Family Child Care	Median Cost	75th Percentile Cost	State Subsidy Rate	Median Cost as a % of Median Income
Infant	\$971	\$1,170	\$867	18%
Toddler	\$841	\$1,083	\$758	16%
Preschool	\$758	\$975	\$693	14%
School Age	\$325	\$542	\$650	6%

Data Sources:

Most data is from Child Care Aware of Washington. More data and full citations are available at <https://www.childcareawarewa.org>.

*Includes licensed child care (centers and family child care) and exempt school-age programs only

¹ Washington State Office of Financial Management, 2020

² Office of the Superintendent Public Instruction, October Enrollment Report, 2017-2018

³ U.S. Census Bureau Small Area Income and Poverty Estimates, 2019

⁴ U.S. Census Bureau American Community Survey, 2019

⁵ Washington State Employment Security Department; U.S. BLS, Local Area Unemployment Statistics, 2021 (not seasonally-adjusted)

⁶ Department of Early Learning Washington State 2018 Child Care Survey

Note: Child care provider income is regional data, not county-specific. Chelan County is in DEL Region 1 which includes: Adams, Asotin, Chelan, Douglas, Ferry, Garfield, Grant, Lincoln, Okanogan, Pend Or., Spokane, Stevens, Whitman.

⁷ Office of the Superintendent Public Instruction, Historical Comparison of Statewide School District Personnel, 2017-2018

For more information, go to <https://www.childcareawarewa.org>